

DEWALT®

ANCHORS AND FIXING SYSTEMS

EDITION 1



DEWALT®

ANCHORING AND FIXING EXPERTISE

DEWALT® is a recognised global leader in designing and manufacturing solutions for the construction industry with extensive expertise in mechanical and adhesive anchors, light-duty fixing and direct fastening systems.

TESTED TO EXTREMES

The products in this catalogue have been through the most rigorous development and testing programmes and provide innovative solutions with the reassurance of high performance and full compliance with relevant building codes backed by comprehensive technical documentation and design software.

As a result, you can be sure of each and every fixing.

DEWALT® Anchors and Fixing Systems - the first name for construction fixing.

ENGINEERED BY
 **POWERS®**

BASE MATERIALS

QUICK REFERENCE GUIDE



UNCRAKED CONCRETE



CRACKED CONCRETE



HOLLOW-CORE CONCRETE SLABS



NATURAL STONE



SOLID BRICK/MASONRY



HOLLOW BRICK



SAND-LIME STONE SOLID



PERFORATED SAND-LIME STONE



LIGHTWEIGHT CONCRETE



AERATED CONCRETE



PLASTERBOARD



PLASTER BLOCK



METAL PROFILE



WOOD PROFILE



METAL TO METAL PROFILE



CHIPBOARD



WOOD



STEEL

PRODUCT COLOUR CODING







DEWALT® mechanical and adhesive anchors are now colour coded by material type for quick and easy selection.

See pages 8 and 9 for more information.





CONTENTS

Section	Page
INTRODUCTION	2-21
COMPLETE SOLUTIONS	4-5
HAMMERS AND DRILL BITS	6-7
ANCHORS COLOUR CODING	8-9
MECHANICAL FIXINGS KITS	10-11
TECHNICAL SUPPORT	12-13
ENSURING BEST FIXINGS PRACTICE	14-15
PRODUCT APPROVALS	16-17
ONLINE ANCHOR DESIGN SOFTWARE	18-19
WHY DeWALT?	20-21
MECHANICAL ANCHORS	22-101
 CONCRETE MECHANICAL ANCHORS	24-60
 MASONRY MECHANICAL ANCHORS	61-71
 PLASTERBOARD MECHANICAL ANCHORS	72-80
 UNIVERSAL MECHANICAL ANCHORS	81-101
ADHESIVE ANCHORS	102-117
 CONCRETE ADHESIVE ANCHORS	104-105
 UNIVERSAL ADHESIVE ANCHORS	106-117
DIRECT FASTENING	118-131
18V XR TOOLS	120-121
GAS TOOLS	122-123
CLIPS, WASHERS AND TIES	124-125
POWDER ACTUATED	126-131
SCREWS	132-137
18V XR SCREWDRIVERS	133
DRYWALL SCREWS	134-135
SELF DRILLING SCREWS	136-137
INDEX	138-143



COMPLETE SOLUTIONS

At DeWALT® no product is designed in isolation. Every element of the application is carefully considered with the complete job in mind.

We are proud to be able to offer the complete solution for any application by having a full range of anchors and fixings, accessories, power tools, dust extraction and storage products to help you finish your jobs to the highest quality.

ANCHORS

With advanced technology built in, the DeWALT® anchors and fixings range is engineered to offer fixing solutions in the most demanding conditions.

DeWALT® mechanical anchors, fixings, adhesive anchors and direct fixing systems offer the complete solution; whether working on a construction site or specifying anchors for a major civil engineering project.

KEY ATTRIBUTES TO THIS RANGE INCLUDE:

- Full compliance with industry specification and ETA / CE certification applying to a large number of products in the range.
- Core product range for use in many applications from trade contractors to construction and engineering projects.
- Comprehensive technical support and advice available.
- Range planning, merchandising and marketing support available including an extensive technical and image library.





ACCESSORIES

XLR® BITS FOR SDS-plus® AND SDS-max® HAMMERS

- Solid carbide tip with 4 cutters giving long life and durability
- 4 cutter heads drill a more concentric hole for improved fixing retention
- 4 flute spirals aid consistent drilling speed and efficient debris removal

EXTREME MASONRY DRILL BITS

- Innovative Tip Design - unique design provides an efficient drilling action and reduced walking for greater accuracy
- Up to 50% more holes per charge when used with cordless drills

TOOLS

DeWALT® is constantly pushing the boundaries to create innovative tools for the construction professional.

Tools carrying the Perform and Protect shield are designed to exceed the highest demands of the job site whilst meeting strict criteria in key health and safety issues:

- **CONTROL** – unique and innovative torque features help to protect the end user from accidental jams
- **VIBRATION** - integrated vibration dampening systems allow users to operate tools safer for longer
- **DUST** – advanced dust control guards against dust inhalation, helping to create a cleaner, safer working environment

SPECIALLY SELECTED FOR ANCHOR INSTALLATION



DCH334X2
54V XR FLEXVOLT BRUSHLESS 3 MODE QUICK CHANGE CHUCK DEDICATED CORDLESS HAMMER
Battery Capacity 9.0 Ah
Blows per Minute 0-4480 bpm

No Load Speed	0-1000 rpm
Tool holder	SDS-plus®
Max. Drilling Capacity [Concrete]	30 mm
Max. Drilling Capacity [Core bit]	N/a
Max. Drilling Capacity [Wood]	30 mm
Max. Drilling Capacity [Metal]	13 mm
Weight (excl. / inc. battery)	3.9 kg / 5.2 kg
Hand/Arm Vibration - Hammer drilling into concrete	7.5 m/s ²

D25134K
26MM 3 MODE HAMMER WITH QCC
Power Input 800 Watts
Blows per Minute 0-5540 bpm



No Load Speed	0-1500 rpm
Tool Holder	SDS-plus®
Max. Drilling Capacity [Concrete]	26 mm
Max. Drilling Capacity [Core bit]	65 mm
Max. Drilling Capacity [Wood]	30 mm
Max. Drilling Capacity [Metal]	13 mm
Weight	3 kg
Hand/Arm Vibration - Hammer drilling into concrete	15.7 m/s ²



DCH273P2
18V XR LI-ION BRUSHLESS 3 MODE DEDICATED CORDLESS HAMMER
Battery Capacity 5.0 Ah
Blows per Minute 0-4600 bpm

No Load Speed	0-1100 rpm
Tool Holder	SDS-plus®
Max. Drilling Capacity [Concrete]	24 mm
Max. Drilling Capacity [Wood]	26 mm
Max. Drilling Capacity [Metal]	13 mm
Weight (excl. / inc. battery)	2.5 kg / 3.1 kg
Hand/Arm Vibration - Hammer drilling into concrete	6.6 m/s ²

DCH481X2
54V XR FLEXVOLT BRUSHLESS 3 MODE DEDICATED CORDLESS SDS-max® HAMMER
Battery Capacity 9.0 Ah
Blows per Minute 3150 bpm



Load Speed	540 rpm
Tool Holder	SDS-max®
Max. Drilling Capacity [Concrete]	40 mm
Max. Drilling Capacity [Breakthrough bit]	65 mm
Max. Drilling Capacity [Core bit]	100 mm
Weight (excl. / inc. battery)	5.4 kg / 6.7 kg
Hand/Arm Vibration - Hammer drilling into concrete	9.4 m/s ²



D25601K
45MM SDS-max® COMBINATION HAMMER
Power Input 1250 Watts
Blows per Minute 1430-2840 bpm

Load Speed	210-415 rpm
Tool Holder	SDS-max®
Max. Drilling Capacity [Concrete]	45 mm
Max. Drilling Capacity [Breakthrough bit]	65 mm
Max. Drilling Capacity [Core bit]	100 mm
Weight	6.8 kg
Hand/Arm Vibration - Hammer drilling into concrete	8.8 m/s ²



FULL HEAD CARBIDE BITS FOR SDS-max® AND SDS-plus® DRILLS



APPLICATIONS

Constructed with a single piece carbide head, with four main cutting faces. For use with SDS-max® drive hammer drills (Hilti type F, G, or Y).

Suitable for drilling plug and anchor holes in masonry, all types of stone and concrete.

FEATURES

- Single piece carbide
- 4 Flute Helix maximises mill removal for fast drilling and clear holes.
- Long Helix length with optimised free space for faster debris removal
- Optimised heat treatment for maximum strength
- Maximum durability in hard concrete

EXTREME DeWALT® MASONRY DRILL BITS



APPLICATIONS

Ideal for fixing or pipework clearance holes. Suitable for masonry, brick, stone, tiles and light concrete

FEATURES

- Innovative Tip Design - unique design provides an efficient drilling action and reduced walking for greater accuracy

EXTREME® FOR SDS-max® DRILLS

Cat. No.	Diameter [mm]	Length [mm]	Working Length [mm]
DT9400-QZ	12	340	200
DT9401-QZ	12	540	400
DT9402-QZ	12	670	550
DT9405-QZ	14	340	200
DT9406-QZ	14	540	400
DT9407-QZ	15	340	200
DT9408-QZ	15	540	400

XLR® FOR SDS-max® DRILLS

Cat. No.	Diameter [mm]	Length [mm]	Working Length [mm]
DT60809-QZ	16	340	190
DT60810-QZ	16	540	390
DT60811-QZ	18	340	190
DT60812-QZ	18	540	390
DT60813-QZ	19	340	190
DT60814-QZ	19	540	390
DT60815-QZ	19	670	520
DT60816-QZ	20	340	210
DT60817-QZ	20	540	410
DT60818-QZ	20	920	790
DT60819-QZ	22	340	210
DT60820-QZ	22	540	410
DT60821-QZ	22	920	790
DT60822-QZ	24	340	210
DT60823-QZ	24	540	410
DT60824-QZ	25	340	210
DT60825-QZ	25	540	410
DT60826-QZ	25	920	790
DT60827-QZ	26	340	210
DT60828-QZ	26	540	410
DT60829-QZ	28	380	250
DT60830-QZ	28	570	440
DT60831-QZ	28	670	540
DT60832-QZ	30	380	250
DT60833-QZ	30	570	440
DT60834-QZ	32	380	250
DT60835-QZ	32	570	440
DT60836-QZ	32	920	790
DT60837-QZ	35	380	250
DT60838-QZ	35	570	440
DT60839-QZ	35	670	540
DT60840-QZ	36	570	430
DT60841-QZ	38	380	240
DT60842-QZ	38	570	440
DT60843-QZ	38	670	530
DT60844-QZ	40	380	240
DT60845-QZ	40	570	440
DT60846-QZ	40	920	730
DT60847-QZ	42	570	430

XLR® FOR SDS-plus® DRILLS

Cat. No.	Diameter [mm]	Length [mm]	Working Length [mm]
DT8907-QZ	5	110	50
DT8908-QZ	5	160	100
DT8909-QZ	5	210	150
DT8910-QZ	5.5	110	50
DT8911-QZ	5.5	160	100
DT8912-QZ	6	110	50
DT8913-QZ	6	160	100
DT8914-QZ	6	210	150
DT8915-QZ	6	260	200
DT8916-QZ	6.5	160	100
DT8917-QZ	6.5	210	150
DT8918-QZ	6.5	260	200
DT8919-QZ	6.5	310	250
DT8920-QZ	7	160	100
DT8921-QZ	7	210	150
DT8922-QZ	8	110	50
DT8923-QZ	8	160	100
DT8924-QZ	8	210	150
DT8925-QZ	8	260	200
DT8926-QZ	8	310	250
DT8927-QZ	8	460	400
DT8928-QZ	10	160	100
DT8929-QZ	10	210	150
DT8930-QZ	10	260	200
DT8931-QZ	10	310	250
DT8932-QZ	10	460	400
DT8933-QZ	12	160	100
DT8934-QZ	12	200	150
DT8935-QZ	12	260	200
DT8936-QZ	12	310	260
DT8937-QZ	12	460	410
DT8938-QZ	14	160	100
DT8939-QZ	14	200	150
DT8940-QZ	14	260	200
DT8941-QZ	14	310	250
DT8942-QZ	14	460	400



EXTREME® DRILL BITS

Cat. No.	Diameter [mm]	Length [mm]	Working Length [mm]
DT6695-QZ	3	110	70
DT6671-QZ	4	75	50
DT6672-QZ	5	85	50
DT6673-QZ	5	150	100
DT6674-QZ	5.5	85	50
DT6675-QZ	6	100	60
DT6676-QZ	6	150	100
DT6677-QZ	6	200	150
DT6678-QZ	6.5	100	60
DT6679-QZ	6.5	150	100
DT6680-QZ	7	100	60
DT6681-QZ	7	150	100
DT6682-QZ	8	120	80
DT6683-QZ	8	200	150
DT6684-QZ	9	120	80
DT6685-QZ	10	120	80
DT6686-QZ	10	200	150
DT6687-QZ	12	150	100
DT6688-QZ	12	200	150
DT6689-QZ	13	150	100
DT6690-QZ	14	150	100
DT6691-QZ	14	200	150
DT6692-QZ	16	150	100
DT6693-QZ	16	200	150





ANCHORS COLOUR CODING

COLOUR CODING

Identifying the right mechanical or adhesive anchor has never been easier - simply identify your application material and select from the range of products with the corresponding colour-code.

What is the base material that you're fixing into?

Anchors can be used in the material type indicated by the pack colour:

-  UNIVERSAL ANCHOR
-  IDEAL FOR MASONRY
-  IDEAL FOR PLASTERBOARD
-  IDEAL FOR CONCRETE



Handy packs are now colour-coded by material type.



COLOUR CODING AND RECOMMENDED BASE MATERIALS



UNIVERSAL

**FIXINGS FOR WIDE RANGE
OF BASE MATERIALS
- IDEAL FOR LIGHTER
APPLICATIONS**



MASONRY

**A BROAD RANGE OF
FIXINGS FOR MASONRY
INCLUDING HOLLOW
BLOCK AND AERATED
MATERIALS**



PLASTERBOARD

**SPECIALLY DESIGNED
FIXINGS FOR USE WITH
PLASTERBOARD AND
DRYWALL MATERIALS**



CONCRETE

**FIXINGS SUITABLE
FOR CRACKED AND
UNCRAKED CONCRETE -
MANY WITH ETA**



**MECHANICAL
FIXINGS KITS**



Many of the most popular DeWALT® mechanical anchors are also available in fixings kits. Including a selection of different anchor types and sizes, the

kits are supplied in handy storage boxes so that you can keep everything organised and ready for when you need them.

DFMNHS250
250 PIECE HAMMER
SCREW KIT



CONTENTS	Qty
6 X 40 NYLON HAMMER SCREW	x 100
6 X 60 NYLON HAMMER SCREW	x 50
6 X 80 NYLON HAMMER SCREW	x 50
8 X 100 NYLON HAMMER SCREW	x 50



DFMMIX350
350 PIECE MIXED
ANCHOR KIT

CONTENTS	Qty
ZIP-IT METAL - INCLUDE SCREWS	x 100
6 X 60 NYLON HAMMER SCREW	x 50
8 X 100 NYLON HAMMER SCREW	x 50
5 X 50 HOLLOW WALL ANCHOR	x 50
6 X 30 NYLON PLUG	x 100

DFMZIP200
200 PIECE ZIP IT
PLASTERBOARD
ANCHOR KIT



CONTENTS	Qty
ZIP-IT METAL - INCLUDE SCREWS	x 200



DFMWD279
279 PIECE WALLDOG,
ZIP-IT AND STRAP
TOGGLE KIT

CONTENTS	Qty
STRAP TOGGLE ST6	x 25
ZIP-TOGGLE NYLON	x 50
WALLDOG PAN WHITE HEAD	x 100
WALLDOG PAN CHROME HEAD	x 100
Ph2 50mm IR Torsion	x 2
BIT, SDS-plus® EXTREME 5 X 110	x 1
FLATWOOD 13 X 152	x 1




TECHNICAL SUPPORT

This catalogue has been designed to help you select the best **DeWALT®** anchor or fixing for your application, but if you need a more detailed specification please refer to the **DeWALT®** technical and ETA documentation. This provides comprehensive product information including:

- **Easy-to-follow installation instructions**
- **Detailed load capacities**
- **Materials specifications**

We also recommend that you use the **DeWALT® Design Assist** software that provides all the information you need for the efficient calculation of single and multiple anchor connections.



**FOR MORE INFORMATION VISIT
www.DeWALTDDESIGNASSIST.com**

Innovation has always been a core strength of **DeWALT®** and since its foundation has been delivering innovative anchoring solutions for attachment to concrete, masonry, steel and wood.

DeWALT® employs a large team of senior anchor design and test engineers at our state-of-the-art laboratories and their expertise together with the massive engineering resources of Stanley Black & Decker ensures that we provide innovative, high-quality anchoring solutions.

In-house QC inspection and testing procedures by our experienced technical personnel ensure that only the highest quality fixings enter the market place.



ENSURING BEST FIXINGS PRACTICE

DEWALT® is a proud member of the Construction Fixings Association and is focused on its mission of ensuring best fixings practice.

Established in 1979, the CFA is a Trade Association comprising major manufacturers of construction fixings with a significant UK presence.

As a non-profit making organisation, its primary objective is to raise industry standards to the highest level of quality and safety in the selection and installation of safety critical fixings.

The CFA works with influential bodies on a National, European and International level and carries out a range of activities including:

- Publishing a wealth of best practice guidance for all stakeholders in the form of Guidance Notes, Sample Method Statements, FAQs, Articles, News Items and more.
- Encouraging best practice among distribution and testing companies by inviting them to join as Associate Members and offering them free training, technical support and other benefits.
- Being actively involved with other influential bodies such as BBA, CIRIA, BSRIA, CEN, ISO and government departments.
- Providing training courses and CPD seminars across a wide range of anchor topics to develop competence in all stakeholders to comply with BS8539:2012

TO FIND OUT MORE VISIT:
www.the-cfa.co.uk





BS8539

BS 8539:2012 is arguably the most significant development in the organisation of Construction Fixings in the UK since the advent of ETAs (European Technical Assessments).

It sets out the roles and responsibilities of everyone involved in the use of fixings in safety related applications - the specifier, the contractor, installer and tester.

If correctly implemented, the failure of construction fixings due to incorrect selection, unauthorised changes of specifications and poor installation will become a thing of the past as will accidents, injuries and deaths not to mention economic consequences.

D_EWALT® are actively working alongside the Construction Fixings Association in a programme to ensure correct selection and installation of safety critical fixings.

In this respect D_EWALT® offer the specifier, main contractor and installer the following;

- **BS 8539 CPD Seminars**
- **Contractor presentations**
- **Approved installer training**
- **Approved tester training**



PRODUCT APPROVALS

To ensure maximum performance, DeWALT® fixings undergo the most rigorous manufacturing and testing procedures. As a result, many have received some of the world's most demanding approvals including ETA and ICC ES certification.

To find out which products have approvals please refer to the table opposite or see the relevant product page. Load values indicated on product pages

assume single anchors use without the influence of surface edges, spacing or material thickness.

The figures in this catalogue represent performance in one grade of concrete with no reductions for spacing and edge and for a specific calculation contact technical team.

For full technical information and to download the relevant approval and certification documentation please visit www.DeWALT.com.

EUROPEAN TECHNICAL ASSESSMENT (ETA)



Anchor products hold a European Technical Assessment (ETA) and are qualified according to stringent technical guidelines.

Products complying with European standards or approvals are marked with the CE Marking.

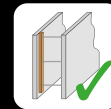
1. Technical approval type
2. European technical approval number



Approved for use in cracked concrete



Approved for use in cracked concrete and masonry



Approved for multiple fixing, facade applications



Approved for use in uncracked concrete



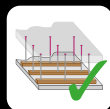
Approved for single fixing installations



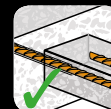
Approved for core drilled holes



Approved for use in masonry



Approved for multiple fixing, non-structural applications



Approved for post-installed rebar

ADDITIONAL APPROVALS INCLUDE:



Products that have been tested and approved for **fire resistance**. For more information, please refer to the relevant product approval documentation.



The **Evaluation Service of the International Code Council (ICC ES)** provides test guidelines for anchor qualification in the US. The ICC-Evaluation reports granted on the basis of their acceptance criteria are internationally recognised and provide a high degree of safety.



The **National Sanitation Foundation (NSF) International** is an independent organisation that provides standards for areas such as product certification for public health and the environment.



Products tested for the emission of volatile substances in indoor air, with a risk of inhalation toxicity, on a scale ranging from class A + (very low emissions) to C (high emissions) level.



Product is approved for seismic load applications.

For comprehensive specification and installation instructions, please refer to the **DeWALT®** Technical Manual, the relevant European Technical Assessment (ETA) or contact your local customer service team for more assistance.

				LISTINGS AND APPROVALS						
PRODUCT				European Technical Assessment	CE Marked	Fire Rating	ICC-ES (AC)	NSF / WQA	VOC	Seismic Approval
										
MECHANICAL ANCHORS		BLUE-TIP SCREWBOLT™ - HEX HEAD ZINC PLATED	27	✓						
		BLUE-TIP SCREWBOLT™ - COUNTERSUNK ZINC PLATED	32	✓						
		PB-PRO HEAVY DUTY ANCHOR	34	✓		✓				✓
		PTB-PRO HEAVY DUTY THROUGHBOLT - ZINC PLATED	39	✓		✓				✓
		PTB-SS-ETA1-PRO HEAVY DUTY THROUGHBOLT	41	✓		✓				
		SNAKE-PRO SELF-TAPPING ANCHOR	50	✓		✓	✓			✓
		DM-LIP-PRO DROP-IN ANCHOR	52	✓		✓				
		DM-PRO® DROP-IN ANCHOR	52	✓		✓				
		DM-SS-PRO DROP-IN ANCHOR	53	✓		✓				
		BSC-PBZ-PRO STEEL WEDGE NAILS	58	✓		✓				
		FRAMID® PRO - HEX HEAD ZINC PLATED & STAINLESS STEEL	85	✓		✓				
		FRAMID® PRO - COUNTERSUNK ZINC PLATED & STAINLESS STEEL	87	✓		✓				
		TAPPER-PRO SCREWS	90				✓			
ADHESIVE ANCHORS		PURE150-PRO	Concrete	104	✓		✓	✓	✓	✓
			Core-drilled concrete	104	✓		✓	✓	✓	
			Post-installed rebar	104	✓		✓		✓	✓
		AC100-PRO	Concrete	107	✓		✓	✓	✓	✓
			Masonry	107	✓			✓	✓	
			Post-installed rebar	107	✓		✓		✓	✓
		PV45-PRO	Concrete	110	✓					✓
Masonry			110	✓					✓	
	SC-PRO	Concrete	112	✓						
SCREW		COLLATED DRYWALL SCREWS	134		✓					
		LOOSE DRYWALL SCREWS	135		✓					

DDA

DEWALT DESIGN ASSIST

ONLINE ANCHOR DESIGN SOFTWARE

CALCULATIONS AND SPECIFICATION FOR CONSTRUCTION

- Fully featured and easy to use web-based interface
- Easy 5 step anchor design with 3D modelling of the fixing
- Professional specification of DeWALT® anchors to ETA guidelines
- Customised anchor design facility

KEEP PACE WITH CHANGING
CONSTRUCTION ENVIRONMENTS
WITH DEWALT® DESIGN ASSIST.

FOR MORE INFORMATION
VISIT www.DEWALTDDESIGNASSIST.COM





DRAE

DEWALT RESIN
ANCHOR ESTIMATOR

**REMOVE THE
GUESSWORK**

FAST, ACCURATE QUANTITY

GUIDE FOR RESIN ANCHORS

Get the job spec right from the start
with the DRAE online calculator

SIMPLE 5 STEP CALCULATOR, CHOOSE:

1. Your product
2. Cartridge size
3. Hardware type (stud or rebar)
4. Rod and hole diameter
5. Your embedment depth
and number of holes.
you can even add a
waste factor if required.



**GET INSTANT RESULTS FOR THE
NUMBER OF CARTRIDGES YOU NEED!**

USE IT ONLINE NOW:

PRODUCTS.DEWALT.CO.UK/FASTENINGS/DRAE/



WHY DEWALT®?

END USER RESEARCH

On average, we speak to 20,000 users every year as part of the product development process.

A comprehensive understanding of the real applications that our users perform enables us to generate product features that are a genuine benefit to our users.

INNOVATIVE PRODUCTS

To support our users and drive our industry forward, DEWALT® consistently develops truly innovative products, across multiple categories.

This technical strength is regularly recognised by international design awards.

THE COMPLETE RANGE

DEWALT® supplies a full range of anchors and fixing systems as well as power tools and accessories giving the building contractor and professional tradesman the complete system for construction fixing.

USER LOYALTY

The cast-iron DEWALT® guarantee and premium service network ensures that our users have faith in the quality of our products. First-time buyers will become loyal DEWALT® users.

DEWALT® is heavily involved in end user events across Europe - building our brand reputation, and generating huge excitement around our diverse product portfolio.





DEWALT®

**DIRECT
FASTENING TOOLS**

**1 YEAR
FULL
WARRANTY**

**DEWALT® OFFERS AN
OUTSTANDING GUARANTEE.**

In the unlikely event that your DeWALT® tool becomes defective due to faulty materials or workmanship within 12 months of purchase, DeWALT® guarantees to replace all defective parts free of charge or - at our discretion - replace the unit free of charge.

In order to make a claim, you will need to submit proof of purchase to the seller or an authorised DeWALT® repair agent, and the product must display the CE mark, as shown below.

This is provided that the product has not been misused and has been subject to fair wear and tear. Any attempt by anyone other than an authorised service repair agent to service a tool during the warranty period will invalidate the warranty for said tool.

DEWALT DCN890 TYPE 1          

DEWALT, D-65509 IDSTEIN, GERMANY
www.2helpU.com www.DEWALT.com

Made in Czech Republic

**MECHANICAL
ANCHORS**



QUALITY AND RELIABILITY - BUILT IN.

The **DeWALT**® range of mechanical anchors has been developed to provide dependable options for construction professionals.

Featuring an extensive selection of expansion bolts, concrete screws and expansion sockets, the range provides an ideal fixing solution for everything from fixed steelwork supports and high load construction to demountable fixtures.

QUALITY FINISHES FOR ANY APPLICATION

Ranging from zinc plated to stainless steel, the quality of materials play a large part in ensuring **DeWALT**® anchors and fixings deliver enhanced performance whatever the application.



ZINC PLATED



HOT DIP GALVANISED



STAINLESS STEEL

CHOOSING THE RIGHT MECHANICAL ANCHOR

Aside from loading calculations, the right product selection can be influenced by the particular application, whether the fixing is permanent or removeable and what the edge distance and embedment depth need to be.

FIXED OR REMOVABLE OPTIONS



For some installations, it may be necessary to create a mounting point where the anchor needs to be removed afterwards. A drop in anchor provides a fixed socket for threaded rods whereas bolts such as **Blue-Tip Screwbolts™** can be inserted and easily removed as required.

EXPANSION ANCHORS



Utilising an expansion component, either at the base of the hole or along the length of the anchor, **DeWALT**® expansion anchors can be used to carry high loads. Because they work by friction with the base material to provide grip, they impart expansion stresses into the base substrate. Care should always be taken to work within edge distance and spacing tolerances to ensure a secure fixing.

THROUGH OR PREPOSITIONED FIXINGS



If using a through fixing, the fixture can be used as a template, and the fixing made through nominal clearance holes without the need for the object to be removed. Alternatively, without a through fixing, the fixture position must be marked then removed as the hole is drilled.

SCREW ANCHORS



Screw anchors can provide an instant fix for metal and timber fixtures onto concrete, block and brickwork. Once the pilot hole is drilled, the anchor can be driven in using an impact wrench or hand socket wrench and can also be removed quickly and easily.

DROP IN ANCHORS



Ideal for creating a demountable fixture in concrete. Drop in anchors are available in a wide range of diameters. They are easy to set with an appropriate **DeWALT**® setting tool to provide a secure mounting for threaded rods or bolt. Ideal for overhead fixtures, the anchor remains in situ, but can be skimmed or covered if not required.

**MECHANICAL ANCHORS
CONCRETE**





**BLUE-TIP SCREWBOLTS™****ONE PIECE DESIGN WITH IMMEDIATE HIGH STRENGTH LOADING.**

Our **Blue-Tip Screwbolts™** are one-piece heavy duty concrete screws with ETA Option 1 approval*.

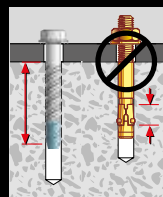
They are simple to install and provide a strong, secure hold for high load applications and small edge distances, making it the preferred choice for a fast, reliable installation into a variety of substrates.

The anchors are designed with a dust relief thread that allows for low installation torque, are fully removable and are designed to resist structural and non-structural loading in cracked and uncracked concrete.

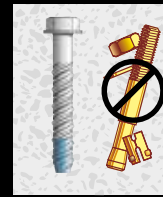
The range includes four different head types in lengths from 30-280 mm making it an extremely versatile mechanical anchoring system.

- ETA Option 1 approved for cracked and uncracked concrete*
- One piece design for easy installation
- Approved for small edge distances
- Dust relief thread allows for low installation torque

*diameter 10 mm to 16 mm, hex head and countersunk



Grips over the total anchor length



One piece design

**HEX HEAD****DOME HEAD****PAN HEAD****COUNTERSUNK**

BLUE-TIP SCREWBOLTS™

APPLICATIONS


- Racking and shelving
- Temporary supports
- Fencing
- Railings and handrails
- Stadium seating
- Fastening steel and metal base plates to concrete

MATERIALS











See front cover foldout for details.

APPROVALS



PRODUCT OVERVIEW - HEX HEAD ZINC PLATED



Cat No.		 Drill Dia. [mm]	 Length [mm]	 Head Size [mm]	 Max t _{fix} [mm]	 Box	 Blister Pack	Pack Qty
DFM1410000			5 x 50	7	15	•		100
DFM1410030			6 x 30	10	5	•		100
DFM140003P			6 x 30	10	5		•	4
DFM1410050			6 x 50	10	15	•		100
DFM141007S			6 x 60	10	25	•		50
DFM1410070			6 x 60	10	25	•		100
DFM140006P			6 x 60	10	25		•	4
DFM1410090			6 x 80	10	35	•		50
DFM140008P			6 x 80	10	35		•	4
DFM141011S			6 x 100	10	55	•		50
DFM140010P			6 x 100	10	55		•	4
DFM1410130			6 x 120	10	75	•		100
DFM1410180			8 x 50	13	5	•		50
DFM1410210			8 x 75	13	10	•		50
DFM140021P			8 x 75	13	10		•	4
DFM141024S			8 x 100	13	35	•		25
DFM1410240			8 x 100	13	35	•		50
DFM140026P			8 x 100	13	35		•	4
DFM1410280	•		10 x 60	17	5	•		50
DFM140040P	•		10 x 60	17	5		•	2
DFM141032S	•		10 x 75	17	20	•		25
DFM1410320	•		10 x 75	17	20	•		50
DFM140044P	•		10 x 75	17	20		•	2
DFM141036S	•		10 x 100	17	45	•		25
DFM1410360	•		10 x 100	17	45	•		50
DFM140047P	•		10 x 100	17	45		•	2
DFM1410430	•		10 x 120	17	65	•		25
DFM140051P	•		10 x 120	17	65		•	2
DFM1410450	•		10 x 140	17	85	•		25
DFM1410480	•		10 x 160	17	105	•		20
DFM1410510	•		10 x 200	17	145	•		20
DFM1410540	•		10 x 240	17	185	•		20
DFM1410580	•		10 x 280	17	225	•		20
DFM1410650	•		12 x 75	19	5	•		25
DFM140064P	•		12 x 75	19	5		•	2
DFM1410680	•		12 x 100	19	30	•		25
DFM140065P	•		12 x 100	19	30		•	2
DFM1410710	•		12 x 150	19	80	•		20
DFM140071P	•		12 x 150	19	80		•	2
DFM1410770	•		16 x 100	23	20	•		20
DFM1410800	•		16 x 130	23	50	•		10
DFM1410830	•		16 x 150	23	70	•		10
DFM1410860	•		16 x 200	23	120	•		10
DFM1410890	•		16 x 240	23	160	•		10

XLR
SDS-plus®
CARBIDE
DRILL BITS
FOR FAST
INSTALLATION FROM
5-14 MM DIAMETER

XR FLEX VOLT
DCH334
54V XR
FLEXVOLT
SDS-plus® HAMMER

See page 6 for more information

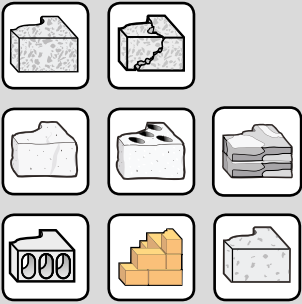
BLUE-TIP SCREWBOLTS™

MECHANICAL ANCHORS

APPLICATIONS

- Suitable for applications where there is demand for higher corrosion resistance
- Extreme outdoor environments

MATERIALS



See front cover foldout for details.

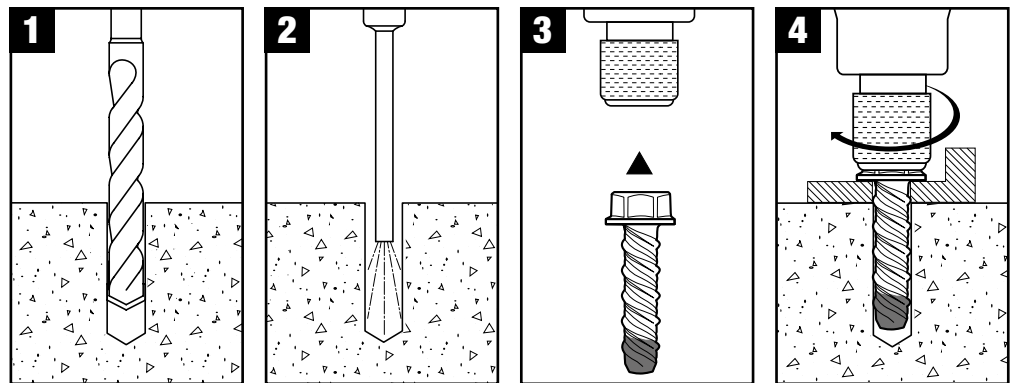
PRODUCT OVERVIEW - HEX HEAD STAINLESS STEEL

NEW

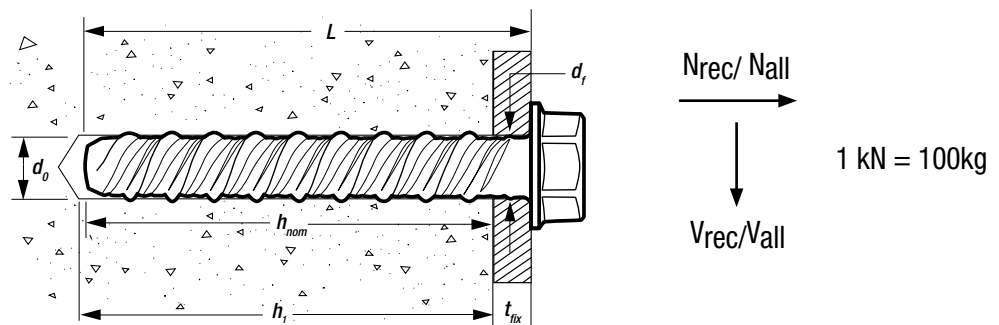


Cat No.	ETA	Drill Dia. [mm]	Length [mm]	Head Size [mm]	Max t_{fix} [mm]	Box	Blister Pack	Pack Qty
DFM1420070			6 x 45	10	1	•		100
DFM1420072			6 x 60	10	5	•		100
DFM1420074			10 x 85	17	5	•		50
DFM1420076			10 x 100	17	20	•		50


INSTALLATION INSTRUCTIONS



TECHNICAL INFORMATION



RECOMMENDED LOADS - UNCRACKED CONCRETE - BLUE-TIP HEX HEAD ZINC PLATED



$$\frac{N_{Rk}}{\gamma_M \cdot \gamma_F} = N_{rec}$$

$$\gamma_M = 2.1 \quad \gamma_F = 1.4$$

Size - $d_0 \times L$ [mm]	h_{nom} [mm]	h_1 [mm]	d_f [mm]	t_{fix} [mm]	N_{rec} [kN]	V_{rec} [kN]
5 x 50	35	45	7	15	0.8	1.0
6 x 30	25	35	7	5	0.5	1.2
6 x 50	35	45	8	15	0.8	1.6
6 x 60	35	45	8	25	0.8	1.6
6 x 80	45	55	8	35	1	1.6
6 x 100	45	55	8	55	1	1.6
6 x 120	45	55	8	75	1	1.6
8 x 50	45	55	10	5	1.4	3.2
8 x 75	65	75	10	10	2.1	3.4
8 x 100	65	75	10	35	2.1	3.4

BLUE-TIP SCREWBOLTS™

ALLOWABLE LOADS - UNCRACKED CONCRETE - BLUE-TIP HEX HEAD ZINC PLATED



$$\frac{N_{Rk}}{\gamma_M \cdot \gamma_F} = N_{all}$$



$$\gamma_f = 1.4$$

Size - d ₀ x L [mm]	h _{nom} [mm]		h ₁ [mm]		d _f [mm]	t _{fix} [mm]		N _{all} [kN]		V _{all} [kN]	
	min	max	min	max		min h _{nom}	max h _{nom}	min	max	min	max
10 x 60	55		65		12	5		2.6		6.1	
10 x 75	55		65		12	20		2.6		6.1	
10 x 100	55	75	65	85	12	45	25	2.6	4.1	6.1	10.3
10 x 120	55	75	65	85	12	65	45	2.6	4.1	6.1	10.3
10 x 140	55	75	65	85	12	85	65	2.6	4.1	6.1	10.3
10 x 160	55	75	65	85	12	105	85	2.6	4.1	6.1	10.3
10 x 200	55	75	65	85	12	145	125	2.6	4.1	6.1	10.3
10 x 240	55	75	65	85	12	185	165	2.6	4.1	6.1	10.3
10 x 280	55	75	65	85	12	225	205	2.6	4.1	6.1	10.3
12 x 75	70		80		14	5		4.1		8.8	
12 x 80	70		80		14	10		4.1		8.8	
12 x 100	70	85	80	95	14	30	15	4.1	5.4	8.8	17
12 x 150	70	85	80	95	14	80	65	4.1	5.4	8.8	17
16 x 100	80		90		19	20		6.3		20.8	
16 x 130	80	110	90	125	19	50	20	6.3	9.9	20.8	26.2
16 x 150	80	110	90	125	19	70	40	6.3	9.9	20.8	26.2
16 x 200	80	110	90	125	19	120	90	6.3	9.9	20.8	26.2
16 x 240	80	110	90	125	19	160	130	6.3	9.9	20.8	26.2

ALLOWABLE LOADS - CRACKED CONCRETE - BLUE-TIP HEX HEAD ZINC PLATED



$$\frac{N_{Rk}}{\gamma_M \cdot \gamma_F} = N_{all}$$



$$\gamma_f = 1.4$$

Size - d ₀ x L [mm]	h _{nom} [mm]		h ₁ [mm]		d _f [mm]	t _{fix} [mm]		N _{all} [kN]		V _{all} [kN]	
	min	max	min	max		min h _{nom}	max h _{nom}	min	max	min	max
10 x 60	55		65		12	5		1.0		4.3	
10 x 75	55		65		12	20		1.0		4.3	
10 x 100	55	75	65	85	12	45	25	1.0	2.0	4.3	7.4
10 x 120	55	75	65	85	12	65	45	1.0	2.0	4.3	7.4
10 x 140	55	75	65	85	12	85	65	1.0	2.0	4.3	7.4
10 x 160	55	75	65	85	12	105	85	1.0	2.0	4.3	7.4
10 x 200	55	75	65	85	12	145	125	1.0	2.0	4.3	7.4
10 x 240	55	75	65	85	12	185	165	1.0	2.0	4.3	7.4
10 x 280	55	75	65	85	12	225	205	1.0	2.0	4.3	7.4
12 x 75	70		80		14	5		1.4		6.3	
12 x 80	70		80		14	10		1.4		6.3	
12 x 100	70	85	80	95	14	30	15	1.4	1.7	6.3	17
12 x 150	70	85	80	95	14	80	65	1.4	1.7	6.3	17
12 x 200	70	85	80	95	14	130	115	1.4	1.7	6.3	17
16 x 100	80		90		19	20		3.0		14.8	
16 x 130	80	110	90	125	19	50	20	3.0	4.8	14.8	25.8
16 x 150	80	110	90	125	19	70	40	3.0	4.8	14.8	25.8
16 x 200	80	110	90	125	19	120	90	3.0	4.8	14.8	25.8
16 x 240	80	110	90	125	19	160	130	3.0	4.8	14.8	25.8

RECOMMENDED LOADS - UNCRACKED CONCRETE - BLUE-TIP HEX HEAD STAINLESS STEEL



$$\frac{N_{Rk}}{\gamma_M \cdot \gamma_F} = N_{rec}$$

$$\gamma_M = 2.1 \quad \gamma_f = 1.4$$

Size - d ₀ x L [mm]	h _{nom} [mm]	h ₁ [mm]	d _f [mm]	t _{fix} [mm]	N _{rec} [kN]	V _{rec} [kN]
6 x 45	45	55	8	1	1.7	1.6
6 x 60	55	65	8	5	2.0	1.6
10 x 85	80	90	12	5	4.1	6.1
10 x 100	80	90	12	20	4.1	6.1

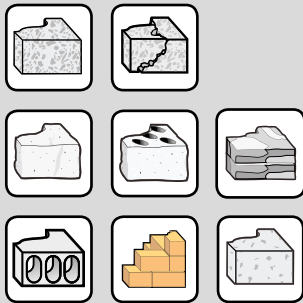
BLUE-TIP SCREWBOLTS™

MECHANICAL ANCHORS

APPLICATIONS

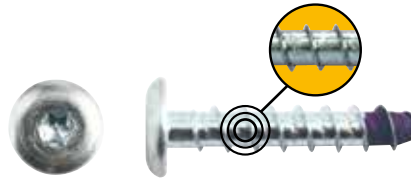
- Fencing
- Handrails
- Ornamental steelwork

MATERIALS



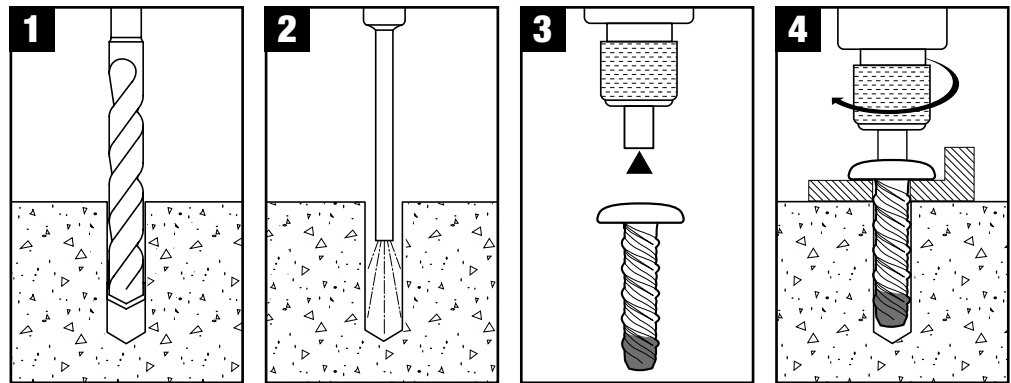
See front cover foldout for details.

PRODUCT OVERVIEW - DOME HEAD ZINC PLATED

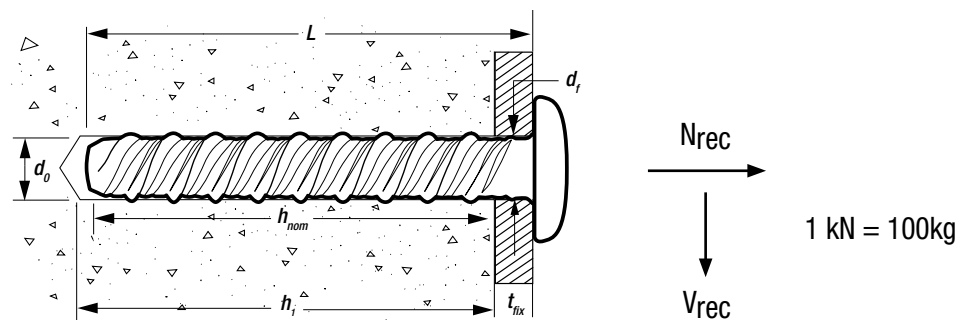


Cat No.		Drill Dia. [mm]	Length [mm]	Head Size [mm]	Fitment [mm]	Max t_{fix} [mm]	Box	Blister Pack	Pack Qty
DFM1420000		6 x 40	16	T30	10	•		100	
DFM142001P		6 x 40	16	T30	10		•	4	
DFM1420030		6 x 50	16	T30	15	•		100	
DFM142004P		6 x 65	16	T30	20		•	4	
DFM1420060		6 x 65	16	T30	20	•		100	

INSTALLATION INSTRUCTIONS



TECHNICAL INFORMATION



RECOMMENDED LOADS - UNCRACKED CONCRETE - BLUE-TIP DOME HEAD ZINC PLATED



$$\frac{N_{Rk}}{\gamma_M \cdot \gamma_F} = N_{rec}$$

$\gamma_M = 2.1$ $\gamma_F = 1.4$

Size - $d_o \times L$ [mm]	h_{nom} [mm]	h_1 [mm]	d_f [mm]	t_{fix} [mm]	N_{rec} [kN]	V_{rec} [kN]
6 x 40	30	40	8	10	0.5	1.2
6 x 50	35	45	8	15	0.8	1.6
6 x 65	45	55	8	20	1	1.6

BLUE-TIP SCREWBOLTS™

APPLICATIONS

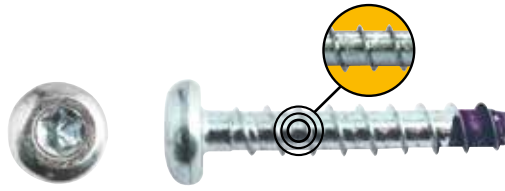
- Fencing
- Handrails
- Ornamental steelwork
- Channel support systems

MATERIALS



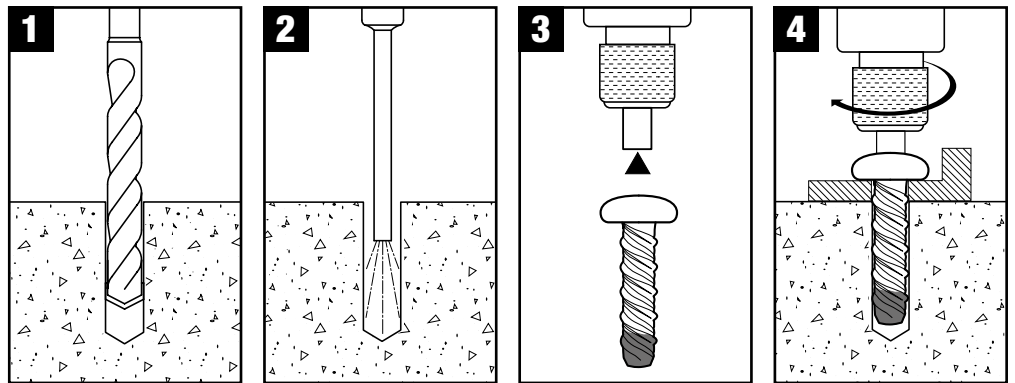
See front cover foldout for details.

PRODUCT OVERVIEW - PAN HEAD ZINC PLATED

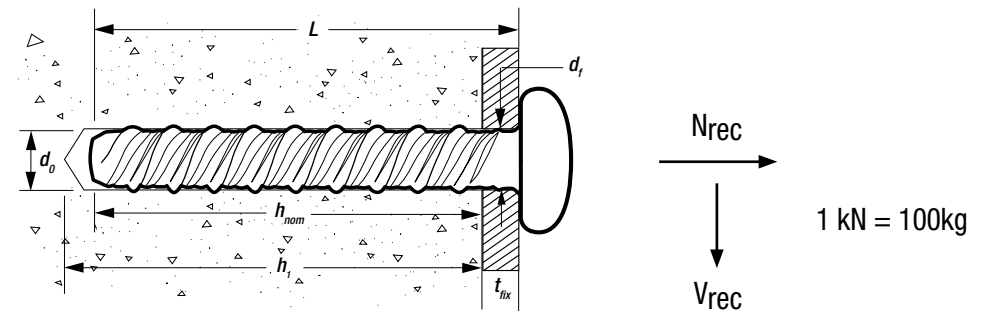


Cat No.		Drill Dia. [mm]	Length [mm]	Head Size [mm]	Fitment [mm]	Max t _{fix} [mm]	Box	Blister Pack	Pack Qty
DFM1420090		6 x 45	13	T40	10	•			100
DFM142014P		6 x 45	13	T40	10		•		4

INSTALLATION INSTRUCTIONS



TECHNICAL INFORMATION



RECOMMENDED LOADS - UNCRACKED CONCRETE - BLUE-TIP PAN HEAD ZINC PLATED

$$\frac{N_{Rk}}{\gamma_M \cdot \gamma_F} = N_{rec}$$

$\gamma_M = 2.1 \quad \gamma_F = 1.4$

Size - d ₀ x L [mm]	h _{nom} [mm]	h ₁ [mm]	d _f [mm]	t _{fix} [mm]	N _{rec} [kN]	V _{rec} [kN]
6 x 45	35	45	8	10	0.8	1.6
6 x 50	35	45	8	15	0.8	1.6
6 x 60	35	45	8	25	0.8	1.6

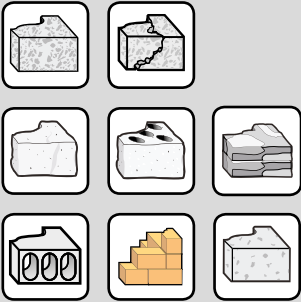
BLUE-TIP SCREWBOLTS™

MECHANICAL ANCHORS

APPLICATIONS


- Temporary supports
- Window and door frame installations
- Mounting fixtures on walls
- Fixing wood to concrete and masonry

MATERIALS




See front cover foldout for details.

APPROVALS

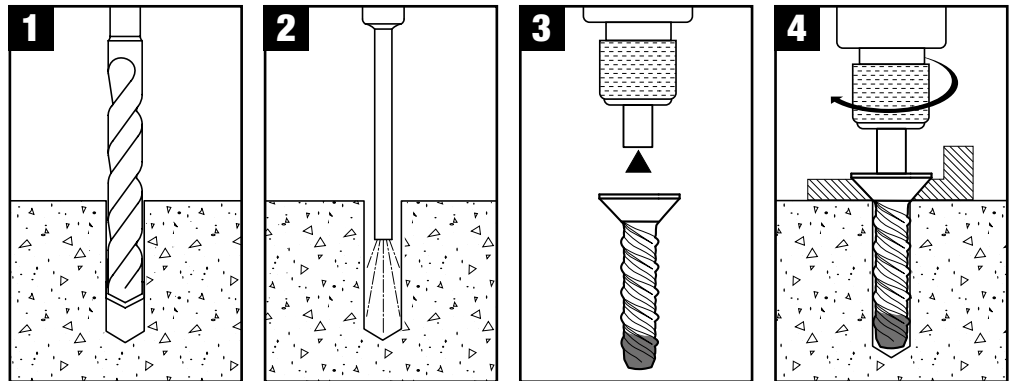


PRODUCT OVERVIEW - COUNTERSUNK ZINC PLATED



Cat No.	ETA	Drill Dia. [mm]	Length [mm]	Fitment [mm]	Max t _{ex} [mm]	Box	Blister Pack	Pack Qty
DFM142017P			6 x 50	T40	15		•	4
DFM142022P			6 x 75	T40	15		•	4
DFM142025P			6 x 100	T40	55		•	4
DFM1420330			6 x 100	T40	55	•		50
DFM142038P			8 x 100	6mm	35		•	4
DFM1420420			8 x 100	6mm	35	•		50
DFM1420480	•		10 x 75	8mm	15	•		50
DFM142044P	•		10 x 75	8mm	15		•	2
DFM1420510	•		10 x 100	8mm	45	•		50
DFM142047P	•		10 x 100	8mm	45		•	2
DFM1420570	•		12 x 100	10mm	30	•		25
DFM1420600	•		12 x 150	10mm	80	•		20

INSTALLATION INSTRUCTIONS



EXTREME™ IMPACT TORSION

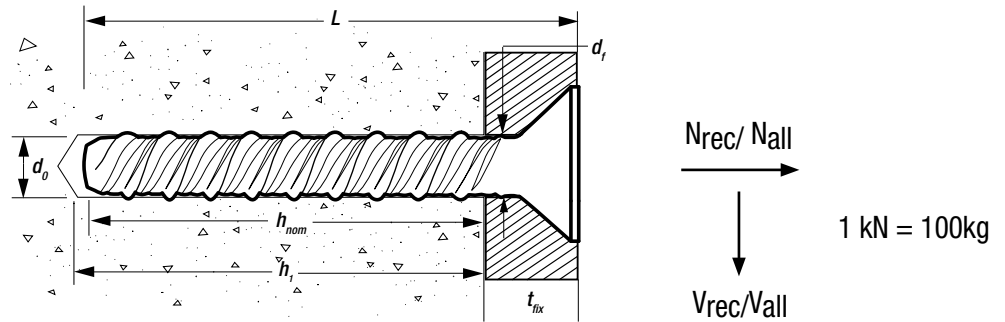
DT70523T
32PC
SCREWDRIVING SET WITH
MAGNETIC BIT TIP HOLDER

DCD991
18V XR LI-ION
BRUSHLESS
PREMIUM
DRILL DRIVER


Visit www.DeWALT.com for more information

BLUE-TIP SCREWBOLTS™

TECHNICAL INFORMATION



RECOMMENDED LOADS - UNCRACKED CONCRETE - BLUE-TIP COUNTERSUNK ZINC PLATED





$$\frac{N_{Rk}}{\gamma_M \cdot \gamma_F} = N_{rec}$$

$\gamma_M = 2.1 \quad \gamma_F = 1.4$

Size - d _o x L [mm]	h _{nom} [mm]	h ₁ [mm]	d _f [mm]	t _{fix} [mm]	N _{rec} [kN]	V _{rec} [kN]
6 x 40	35	45	8	5	0.8	1.6
6 x 50	35	45	8	15	0.8	1.6
6 x 100	45	55	8	55	1	1.6
8 x 50	45	55	10	5	1.4	3.2
8 x 75	65	75	10	10	2.1	3.4
8 x 85	65	75	10	20	2.1	1.6
8 x 100	65	75	10	35	2.1	3.4

ALLOWABLE LOADS - UNCRACKED CONCRETE - BLUE-TIP COUNTERSUNK ZINC PLATED






$$\frac{N_{Rk}}{\gamma_M \cdot \gamma_F} = N_{all}$$

$\gamma_f = 1.4$

Size - d _o x L [mm]	h _{nom} [mm]		h ₁ [mm]		d _f [mm]	t _{fix} [mm]		N _{all} [kN]		V _{all} [kN]	
	min	max	min	max		min h _{nom}	max h _{nom}	min	max	min	max
10 x 60	55		65		12	5		2.6		6.1	
10 x 75	55		65		12	20		2.6		6.1	
10 x 100	55	75	65	85	12	45	25	2.6	4.1	6.1	10.3
12 x 75	70		80		14	5		4.1		8.8	
12 x 100	70	85	80	95	14	30	15	4.1	5.4	8.8	17
12 x 150	70	85	80	95	14	80	65	4.1	5.4	8.8	17

ALLOWABLE LOADS - CRACKED CONCRETE - BLUE-TIP COUNTERSUNK ZINC PLATED

$$\frac{N_{Rk}}{\gamma_M \cdot \gamma_F} = N_{all}$$

$\gamma_f = 1.4$

Size - d _o x L [mm]	h _{nom} [mm]		h ₁ [mm]		d _f [mm]	t _{fix} [mm]		N _{all} [kN]		V _{all} [kN]	
	min	max	min	max		min h _{nom}	max h _{nom}	min	max	min	max
10 x 60	55		65		12	5		1.0		4.3	
10 x 75	55		65		12	20		1.0		4.3	
10 x 100	55	75	65	85	12	45	25	1.0	2.0	4.3	7.4
12 x 75	70		80		14	5		1.4		6.3	
12 x 100	70	85	80	95	14	30	15	1.4	1.7	6.3	17
12 x 150	70	85	80	95	14	80	65	1.4	1.7	6.3	17

PB-PRO HEAVY DUTY ANCHOR

MECHANICAL ANCHORS

DESCRIPTION

- For immediate high strength loading in different base materials and high shear loads
- ETA option 1 with C1 approval for seismic load applications
- Heavy duty washer for optimal clamp down
- Plastic compression ring ensures perfect expansion
- High strength sleeve for extreme shear loads with tfix indicator

APPLICATIONS

All concrete applications where high strength loading or high shear loads are expected:

- Gates
- Steel Plates
- Machines
- Steel constructions

MATERIALS



See front cover foldout for details.

APPROVALS

EUROPEAN TECHNICAL ASSESSMENT

ETAG 001 - Option 1
ETA 13/0060



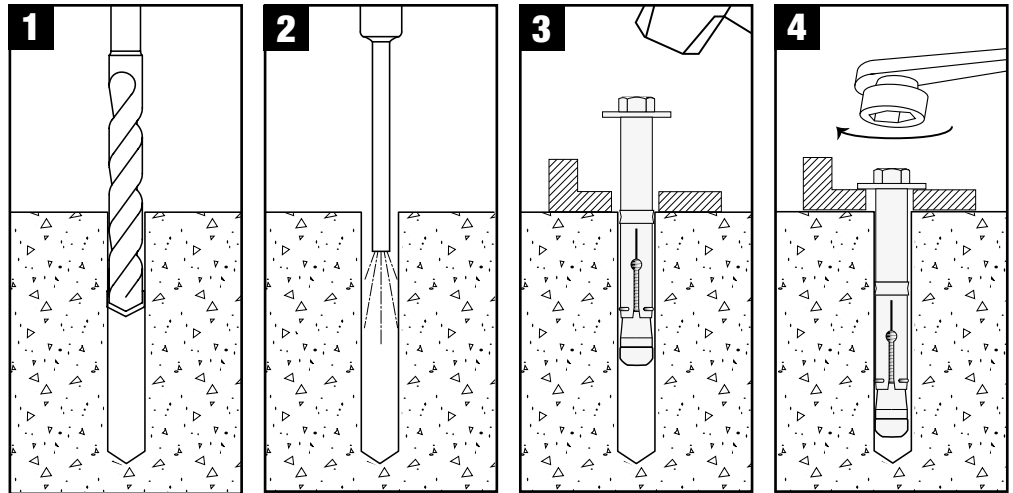
PRODUCT OVERVIEW - HEX HEAD ZINC PLATED

NEW



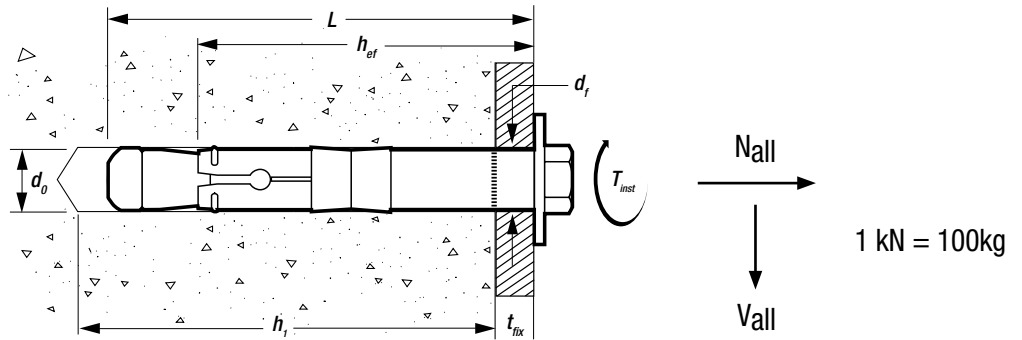
Cat No.		Drill Dia. [mm]	Diameter [mm]	Length [mm]	Head Size [mm]	Max t _{fix} [mm]	Box	Blister Pack	Pack Qty
DFM1220150	•		15 x M10 x 95		17	5	•		25
DFM1220200	•		15 x M10 x 115		17	25	•		25
DFM1220400	•		18 x M12 x 106		19	5	•		10
DFM1220650	•		24 x M16 x 148		24	20	•		5
DFM1220700	•		24 x M16 x 178		24	50	•		5

INSTALLATION INSTRUCTIONS



PB-PRO HEAVY DUTY ANCHOR

TECHNICAL INFORMATION



ALLOWABLE LOADS - UNCRACKED CONCRETE - PB-PRO HEX HEAD ZINC PLATED



$$\frac{N_{Rk}}{\gamma_M \cdot \gamma_F} = N_{all}$$

$\gamma_f = 1.4$



Size - d _o x Thread x L [mm]	h _{ef} [mm]	h ₁ [mm]	d _f [mm]	t _{fix} [mm]	T _{inst} [Nm]	N _{all} [kN]	V _{all} [kN]
12 x M8 x 84	60	80	14	10	30	5.7	18.7
12 x M8 x 124	60	80	14	50	30	5.7	18.7
15 x M10 x 95	70	95	17	5	45	11.9	28.1
15 x M10 x 115	70	95	17	25	45	11.9	28.1
18 x M12 x 106	80	110	20	5	90	14.3	34.3
18 x M12 x 136	80	110	20	35	90	14.3	34.3
24 x M16 x 148	100	135	26	20	130	16.7	48
24 x M16 x 178	100	135	26	50	130	16.7	48

ALLOWABLE LOADS - CRACKED CONCRETE - PB-PRO HEX HEAD ZINC PLATED



$$\frac{N_{Rk}}{\gamma_M \cdot \gamma_F} = N_{all}$$

$\gamma_f = 1.4$



Size - d _o x Thread x L [mm]	h _{ef} [mm]	h ₁ [mm]	d _f [mm]	t _{fix} [mm]	T _{inst} [Nm]	N _{all} [kN]	V _{all} [kN]
12 x M8 x 84	60	80	14	10	30	5.7	15.9
12 x M8 x 124	60	80	14	50	30	5.7	15.9
15 x M10 x 95	70	95	17	5	45	7.6	20.1
15 x M10 x 115	70	95	17	25	45	7.6	20.1
18 x M12 x 106	80	110	20	5	90	9.5	24.5
18 x M12 x 136	80	110	20	35	90	9.5	24.5
24 x M16 x 148	100	135	26	20	130	14.3	34.3
24 x M16 x 178	100	135	26	50	130	14.3	34.3

XLR[®]

SDS-max[®]
CARBIDE DRILL BITS
 FOR FAST INSTALLATION
 FROM 16-42 MM DIAMETER



XR FLEX VOLT[®]

DCH481
54V XR FLEXVOLT
SDS-max[®]
HAMMER



See page 6 for more information



PTB-PRO HEAVY DUTY THROUGH BOLTS

CRACKED CONCRETE THROUGH BOLT APPROVED FOR FLEXIBLE EMBEDMENTS.

The PTB-PRO throughbolt is a fully threaded, torque controlled, wedge expansion anchor designed for consistent performance in cracked and uncracked concrete.

The anchor is easy to install and suitable for a variety of base materials with a nominal drill bit size the same as the anchor diameter. The wide range of available PTB-PRO anchor sizes also covers all common capacity demands with a superior load-displacement response that qualifies the PTB-PRO throughbolt for both standard and adverse loading conditions.

- ETA Option 1 approval for cracked and uncracked concrete*
- Approved for seismic load applications (M8-M16** C1 approved and M12* C2 approved)
- Two approved embedment depths (M12 and M16)*
- Long thread for flexibility in fixture thicknesses
- Special cone angle for quick installation
- Fire resistance*

* PTB-PRO zinc plated and stainless steel ** PTB-PRO zinc plated



ZINC PLATED



STAINLESS STEEL



HOT DIP GALVANISED

PTB-PRO HEAVY DUTY THROUGHBOLTS

APPLICATIONS

- Piping and heating supports
- Heating pumps
- Ventilation systems and air conditioning
- Safety barriers
- Fire escapes

MATERIALS



See front cover foldout for details.

APPROVALS

1 EUROPEAN TECHNICAL ASSESSMENT

ETA
CE
ETAG 001 - Part 6
ETA-13/0355

2 EUROPEAN TECHNICAL ASSESSMENT

ETA
CE
ETAG 001 - Option 1
ETA-13/0036

3 EUROPEAN TECHNICAL ASSESSMENT

ETA
CE
ETAG 001 - Option 7
ETA-04/0060



PRODUCT OVERVIEW - PTB-PRO ZINC PLATED



Cat No.	ETA					Thread Size [mm]	Length [mm]	Head Size [mm]	Max t _{ix} [mm]	Box	Blister Pack	Pack Qty
	1	2	3	A	B							
DFM1110010						M6 x 40		10	2	•		100
DFM1110000	•			•		M6 x 55		10	5	•		100
DFM111000P	•			•		M6 x 55		10	5		•	4
DFM1110020	•			•		M6 x 60		10	10	•		100
DFM1110040	•			•		M6 x 85		10	35	•		100
DFM111004P	•			•		M6 x 85		10	35		•	4
DFM1110050						M8 x 50		13	5	•		100
DFM1110060	•			•	•	M8 x 60		13	5	•		100
DFM111006P	•			•	•	M8 x 60		13	5		•	4
DFM1110080	•			•	•	M8 x 65		13	10	•		100
DFM1110100	•			•	•	M8 x 75		13	20	•		100
DFM111010P	•			•	•	M8 x 75		13	20		•	4
DFM1110120	•			•	•	M8 x 85		13	30	•		100
DFM1110140	•			•	•	M8 x 95		13	40	•		100
DFM111014P	•			•	•	M8 x 95		13	40		•	4
DFM1110160	•			•	•	M8 x 105		13	50	•		100
DFM1110180	•			•	•	M8 x 130		13	75	•		50
DFM1110200	•			•	•	M8 x 155		13	100	•		50
DFM1110220	•			•	•	M8 x 205		13	150	•		50
DFM1110230						M10 x 60		17	5	•		50
DFM111023P						M10 x 60		17	5		•	2
DFM1110260	•			•	•	M10 x 85		17	5	•		50
DFM1110280	•			•	•	M10 x 90		17	10	•		50
DFM1110320	•			•	•	M10 x 100		17	20	•		50
DFM111032P	•			•	•	M10 x 100		17	20		•	2
DFM1110340	•			•	•	M10 x 110		17	30	•		50
DFM1110360	•			•	•	M10 x 120		17	40	•		50
DFM1110400	•			•	•	M10 x 130		17	50	•		50
DFM111040P	•			•	•	M10 x 130		17	50		•	2
DFM1110440	•			•	•	M10 x 160		17	80	•		50
DFM1110460	•			•	•	M10 x 180		17	100	•		25
DFM1110480	•			•	•	M10 x 220		17	140	•		25
DFM1110520	•			•	•	M12 x 90		19	5	•		50
DFM111052P	•			•	•	M12 x 90		19	5		•	2
DFM1110540	•			•	•	M12 x 95		19	10	•		50
DFM1110560	•			•	•	M12 x 100		19	15	•		50
DFM1110580	•			•	•	M12 x 105		19	20	•		25
DFM111058P	•			•	•	M12 x 105		19	20		•	2
DFM1110600	•			•	•	M12 x 115		19	30	•		25
DFM1110620	•			•	•	M12 x 120		19	35	•		25
DFM1110640	•			•	•	M12 x 135		19	50	•		25
DFM111064P	•			•	•	M12 x 135		19	50		•	2
DFM1110660	•			•	•	M12 x 165		19	80	•		25
DFM1110680	•			•	•	M12 x 175		19	90	•		25
DFM1110700	•			•	•	M12 x 185		19	100	•		25
DFM1110720	•			•	•	M12 x 220		19	135	•		10
DFM1110740	•			•	•	M16 x 115		24	5	•		25
DFM1110760	•			•	•	M16 x 125		24	15	•		20
DFM1110780	•			•	•	M16 x 135		24	25	•		20
DFM1110800	•			•	•	M16 x 150		24	40	•		20
DFM1110810	•			•	•	M16 x 160		24	50	•		10
DFM1110830	•			•	•	M16 x 210		24	100	•		10
DFM1110870						M20 x 125		30	5	•		10
DFM1110880	•			•		M20 x 160		30	5	•		10
DFM1110900	•			•		M20 x 170		30	15	•		10
DFM1110920	•			•		M20 x 175		30	20	•		10
DFM1110940	•			•		M20 x 185		30	30	•		10
DFM1110960	•			•		M20 x 200		30	45	•		10
DFM1110980	•			•		M20 x 215		30	60	•		10

PTB-PRO HEAVY DUTY THROUGHBOLTS

MECHANICAL ANCHORS

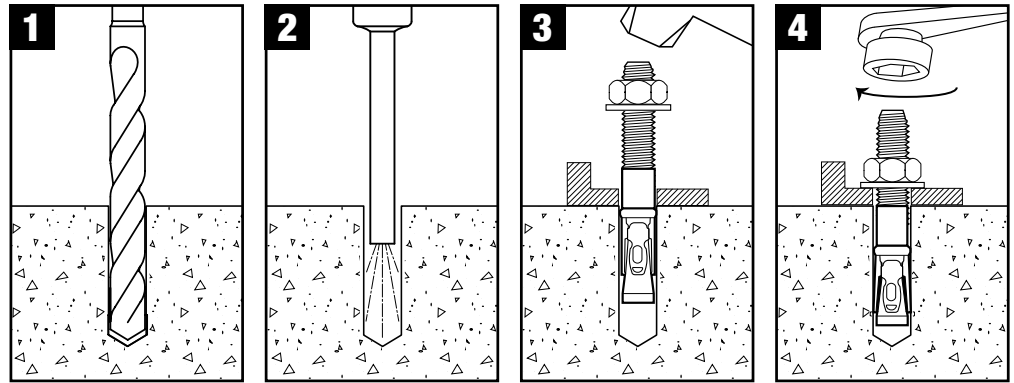
APPLICATIONS

- Piping and heating supports
- Heating pumps
- Ventilation systems and air conditioning
- Safety barriers
- Fire escapes

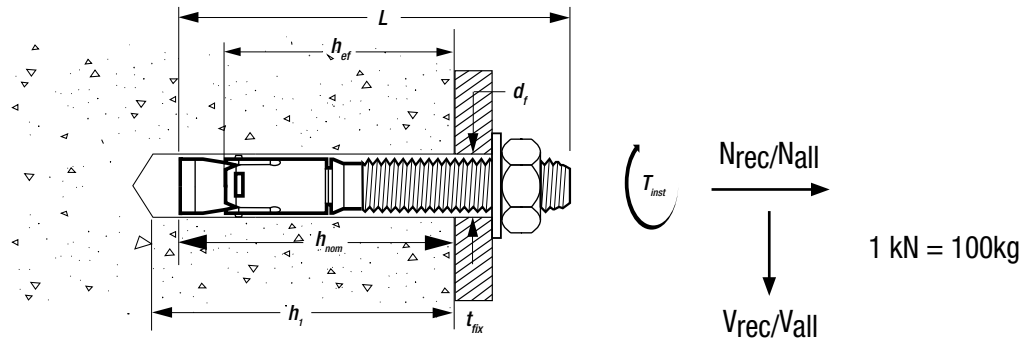
MATERIALS



INSTALLATION INSTRUCTIONS



TECHNICAL INFORMATION



RECOMMENDED LOADS - UNCRACKED CONCRETE - PTB-PRO ZINC PLATED



$$\frac{N_{Rk}}{\gamma_M \cdot \gamma_F} = N_{rec}$$

$\gamma_M = 2.1 \quad \gamma_F = 1.4$

Size - Thread x L [mm]	h _{nom} [mm]		h ₁ [mm]		d _f [mm]	t _{fix} [mm]	T _{inst} [Nm]	N _{rec} [kN]		V _{rec} [kN]
	min	max	min	max				min	max	min & max
M6 x 40	25		35		7	2	10	0.8		0.8
M8 x 50	30		40		9	5	25	2.3		2.8
M10 x 60	35		50		12	5	45	3.4		3.5
M20 x 125	75		115		22	5	200	11.9		22.3

XLR

SDS-plus®
CARBIDE DRILL BITS
 FOR FAST INSTALLATION
 FROM 5-14 MM DIAMETER



XR FLEX VOLT

DCH334
54V XR
FLEXVOLT
SDS-plus®
HAMMER



See page 6 for more information

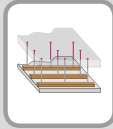
PTB-PRO HEAVY DUTY THROUGHBOLTS

ALLOWABLE LOADS - UNCRACKED CONCRETE - PTB-PRO ZINC PLATED



$$\frac{N_{Rk}}{\gamma_M \cdot \gamma_F} = N_{all}$$

$\gamma_t = 1.4$



M6



M8-M20

Size - Thread x L [mm]	h _{nom} [mm]		h ₁ [mm]		d _f [mm]	t _{fix} [mm]		T _{inst} [Nm]	N _{all} [kN]		V _{all} [kN]
	min	max	min	max		min h _{nom}	max h _{nom}		min	max	
M6 x 55	35		45		7	5		10	1.4		1.4
M6 x 60	35		45		7	10		10	1.4		1.4
M6 x 85	35		45		7	35		10	1.4		1.4
M8 x 60	40		55		9	5		25	3.6		5.7
M8 x 65	40		55		9	10		25	3.6		5.7
M8 x 75	40		55		9	20		25	3.6		5.7
M8 x 85	40		55		9	30		25	3.6		5.7
M8 x 95	40		55		9	40		25	3.6		5.7
M8 x 105	40		55		9	50		25	3.6		5.7
M8 x 130	40		55		9	75		25	3.6		5.7
M8 x 155	40		55		9	100		25	3.6		5.7
M8 x 205	40		55		9	150		25	3.6		5.7
M10 x 85	60		75		12	5		45	7.6		8.9
M10 x 90	60		75		12	10		45	7.6		8.9
M10 x 100	60		75		12	20		45	7.6		8.9
M10 x 110	60		75		12	30		45	7.6		8.9
M10 x 120	60		75		12	40		45	7.6		8.9
M10 x 130	60		75		12	50		45	7.6		8.9
M10 x 160	60		75		12	80		45	7.6		8.9
M10 x 180	60		75		12	100		45	7.6		8.9
M10 x 220	60		75		12	140		45	7.6		8.9
M12 x 90	60		75		14	5		70	11.2		12
M12 x 95	60		75		14	10		70	11.2		12
M12 x 100	60	80	75	95	14	15	1	70	11.2	14.3	12
M12 x 105	60	80	75	95	14	20	5	70	11.2	14.3	12
M12 x 115	60	80	75	95	14	30	10	70	11.2	14.3	12
M12 x 120	60	80	75	95	14	35	15	70	11.2	14.3	12
M12 x 135	60	80	75	95	14	50	30	70	11.2	14.3	12
M12 x 165	60	80	75	95	14	80	60	70	11.2	14.3	12
M12 x 175	60	80	75	95	14	90	70	70	11.2	14.3	12
M12 x 185	60	80	75	95	14	100	80	70	11.2	14.3	12
M12 x 220	60	80	75	95	14	135	115	70	11.2	14.3	12
M16 x 115	80		100		18	5		120	14.3		21.1
M16 x 125	80		100		18	15		120	14.3		21.1
M16 x 135	80	100	100	120	18	25	5	120	14.3	24	21.1
M16 x 150	80	100	100	120	18	40	20	120	14.3	24	21.1
M16 x 160	80	100	100	120	18	50	30	120	14.3	24	21.1
M16 x 210	80	100	100	120	18	100	80	120	14.3	24	21.1
M20 x 160	110		150		22	5		200	19.8		30.9
M20 x 170	110		150		22	15		200	19.8		30.9
M20 x 185	110		150		22	30		200	19.8		30.9
M20 x 200	110		150		22	45		200	19.8		30.9
M20 x 215	110		150		22	60		200	19.8		30.9

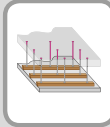
PTB-PRO HEAVY DUTY THROUGHBOLTS

ALLOWABLE LOADS - CRACKED CONCRETE - PTB-PRO ZINC PLATED



$$\frac{N_{Rk}}{\gamma_M \cdot \gamma_F} = N_{all}$$

$\gamma_f = 1.4$



M6



M8-M20

Size - Thread x L [mm]	h _{nom} [mm]		h ₁ [mm]		d _f [mm]	t _{fix} [mm]		T _{inst} [Nm]	N _{all} [kN]		V _{all} [kN]
	min	max	min	max		min h _{nom}	max h _{nom}		min	max	
M6 x 55	35		45		7	5		10	1.4		1.4
M6 x 60	35		45		7	10		10	1.4		1.4
M6 x 85	35		45		7	35		10	1.4		1.4
M8 x 60	40		55		9	5		25	1.6		4.3
M8 x 65	40		55		9	10		25	1.6		4.3
M8 x 75	40		55		9	20		25	1.6		4.3
M8 x 85	40		55		9	30		25	1.6		4.3
M8 x 95	40		55		9	40		25	1.6		4.3
M8 x 105	40		55		9	50		25	1.6		4.3
M8 x 130	40		55		9	75		25	1.6		4.3
M8 x 155	40		55		9	100		25	1.6		4.3
M8 x 205	40		55		9	150		25	1.6		4.3
M10 x 85	60		75		12	5		45	3.6		8.9
M10 x 90	60		75		12	10		45	3.6		8.9
M10 x 100	60		75		12	20		45	3.6		8.9
M10 x 110	60		75		12	30		45	3.6		8.9
M10 x 120	60		75		12	40		45	3.6		8.9
M10 x 130	60		75		12	50		45	3.6		8.9
M10 x 160	60		75		12	80		45	3.6		8.9
M10 x 180	60		75		12	100		45	3.6		8.9
M10 x 220	60		75		12	140		45	3.6		8.9
M12 x 90	60		75		14	5		70	4.8		12
M12 x 95	60		75		14	10		70	4.8		12
M12 x 100	60		75		14	15		70	4.8		12
M12 x 105	60	80	75	95	14	20	5	70	4.8	4.8	12
M12 x 115	60	80	75	95	14	30	10	70	4.8	4.8	12
M12 x 120	60	80	75	95	14	35	15	70	4.8	4.8	12
M12 x 135	60	80	75	95	14	50	30	70	4.8	4.8	12
M12 x 165	60	80	75	95	14	80	60	70	4.8	4.8	12
M12 x 175	60	80	75	95	14	90	70	70	4.8	4.8	12
M12 x 185	60	80	75	95	14	100	80	70	4.8	4.8	12
M12 x 220	60	80	75	95	14	135	115	70	4.8	4.8	12
M16 x 115	80		100		18	5		120	9.9		21.1
M16 x 125	80		100		18	15		120	9.9		21.1
M16 x 135	80	100	100	120	18	25	5	120	9.9	9.9	21.1
M16 x 150	80	100	100	120	18	40	20	120	9.9	9.9	21.1
M16 x 160	80	100	100	120	18	50	30	120	9.9	9.9	21.1
M16 x 210	80	100	100	120	18	100	80	120	9.9	9.9	21.1
M20 x 160	110		150		22	5		200	7.9		30.9
M20 x 170	110		150		22	15		200	7.9		30.9
M20 x 185	110		150		22	30		200	7.9		30.9
M20 x 200	110		150		22	45		200	7.9		30.9
M20 x 215	110		150		22	60		200	7.9		30.9

PTB-PRO HEAVY DUTY THROUGHBOLTS

APPLICATIONS


- Steel constructions
- Safety barriers
- Ventilation systems and air conditioning
- Machines
- Fire escapes
- Gates
- Façades
- Approved for outside use

MATERIALS










See front cover foldout for details.

APPROVALS

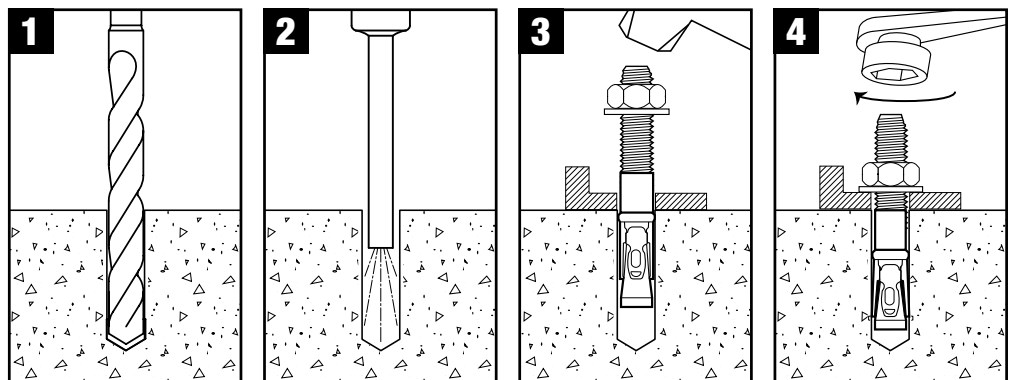


PRODUCT OVERVIEW - PTB-SS-ETA1-PRO A4 STAINLESS STEEL



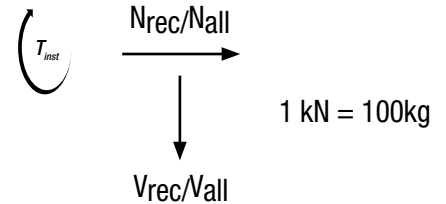
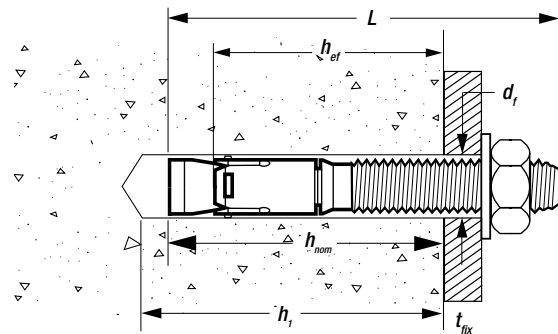
Cat No.		 Thread Size [mm]	 Length [mm]	 Head Size [mm]	 Max t _{fix} [mm]	 Box	 Blister Pack	Pack Qty
DFM1140000		M6 x 55	10	5	•			200
DFM1140020		M6 x 85	10	30	•			200
DFM1140050		M8 x 50	13	5	•			200
DFM1140190	•	M8 x 65	13	10	•			100
DFM1140200	•	M8 x 75	13	20	•			100
DFM1140220	•	M8 x 85	13	30	•			100
DFM1140250	•	M8 x 95	13	40	•			100
DFM1140270	•	M8 x 105	13	50	•			100
DFM1140300	•	M8 x 120	13	65	•			50
DFM1140310	•	M8 x 130	13	75	•			50
DFM1140350		M10 x 60	17	5	•			100
DFM1140360	•	M10 x 80	17	1	•			50
DFM1140400	•	M10 x 85	17	5	•			50
DFM1140430	•	M10 x 90	17	10	•			50
DFM1140450	•	M10 x 100	17	20	•			50
DFM1140480	•	M10 x 110	17	30	•			50
DFM1140500	•	M10 x 130	17	50	•			50
DFM1140530	•	M10 x 160	17	80	•			50
DFM1140550	•	M10 x 180	17	100	•			25
DFM1140600		M12 x 80	17	10	•			50
DFM1140700	•	M12 x 100	19	15	•			100
DFM1140750	•	M12 x 125	19	40	•			25
DFM1140800	•	M12 x 135	19	50	•			25
DFM1140850		M16 x 100	24	5	•			25
DFM1140870	•	M16 x 125	24	15	•			20
DFM1140900	•	M16 x 150	24	40	•			20
DFM1140930		M20 x 120	30	5	•			10
DFM1140950		M20 x 160	30	25	•			10

INSTALLATION INSTRUCTIONS



PTB-PRO HEAVY DUTY THROUGHBOLTS

TECHNICAL INFORMATION



RECOMMENDED LOADS - UNCRACKED CONCRETE - PTB-PRO A4 STAINLESS STEEL



$$\frac{N_{RK}}{\gamma_M \cdot \gamma_F} = N_{rec}$$

$\gamma_f = 1.4$

Size - Thread x L [mm]	h_{nom} [mm]	h_1 [mm]	d_f [mm]	t_{fix} [mm]	T_{inst} [Nm]	N_{rec} [kN]	V_{rec} [kN]
M6 x 55	35	55	7	5	5	0.6	1.3
M6 x 85	40	60	7	30	5	0.8	1.3
M8 x 50	30	45	9	5	25	2.3	3.9
M10 x 60	35	50	12	5	45	2.5	4.9
M12 x 80	40	55	14	10	70	3.9	6.1
M20 x 120	80	100	22	5	180	8	12.3
M20 x 160	100	110	22	25	180	12	17.1

ALLOWABLE LOADS - UNCRACKED CONCRETE - PTB-SS-ETA1-PRO A4 STAINLESS STEEL



$$\frac{N_{RK}}{\gamma_M \cdot \gamma_F} = N_{all}$$

$\gamma_f = 1.4$



Size - Thread x L [mm]	h_{ef} [mm]		h_1 [mm]		d_f [mm]	t_{fix} [mm]		T_{inst} [Nm]	N_{all} [kN]		V_{all} [kN]
	min	max	min	max		min h_{ef}	max h_{ef}		min	max	
M8 x 65	40		55		9	10		25	3.6		4.9
M8 x 75	40		55		9	20		25	3.6		4.9
M8 x 85	40		55		9	30		25	3.6		4.9
M8 x 95	40		55		9	40		25	3.6		4.9
M8 x 105	40		55		9	50		25	3.6		4.9
M8 x 120	40		55		9	65		25	3.6		4.9
M8 x 130	40		55		9	75		25	3.6		4.9
M10 x 80	60		75		12	1		45	5.7		8
M10 x 85	60		75		12	5		45	5.7		8
M10 x 90	60		75		12	10		45	5.7		8
M10 x 100	60		75		12	20		45	5.7		8
M10 x 110	60		75		12	30		45	5.7		8
M10 x 130	60		75		12	50		45	5.7		8
M10 x 160	60		75		12	80		45	5.7		8
M10 x 180	60		75		12	100		45	5.7		8
M12 x 100	60		75		14	15		70	7.1		11.6
M12 x 125	60	80	75	95	14	40	20	70	7.1	9.5	11.6
M12 x 135	60	80	75	95	14	50	30	70	7.1	9.5	11.6
M16 x 125	80		100		18	15		120	9.5		21.9
M16 x 150	80	100	100	120	18	40	20	120	9.5	14.3	21.9

PTB-PRO HEAVY DUTY THROUGHBOLTS

ETA ALLOWABLE LOADS - CRACKED CONCRETE - PTB-SS-ETA1-PRO A4 STAINLESS STEEL



$$\frac{N_{Rk}}{\gamma_M \cdot \gamma_F} = N_{all}$$

$\gamma_f = 1.4$



Size - Thread x L [mm]	h _{ef} [mm]		h ₁ [mm]		d _f [mm]	t _{fix} [mm]		T _{inst} [Nm]	N _{all} [kN]		V _{all} [kN]
	min	max	min	max		min h _{ef}	max h _{ef}		min	max	min & max
M8 x 65	40		55		9	10		25	1.2		4.3
M8 x 75	40		55		9	20		25	1.2		4.3
M8 x 85	40		55		9	30		25	1.2		4.3
M8 x 95	40		55		9	40		25	1.2		4.3
M8 x 105	40		55		9	50		25	1.2		4.3
M8 x 120	40		55		9	65		25	1.2		4.3
M8 x 130	40		55		9	75		25	1.2		4.3
M10 x 80	60		75		12	1		45	3		8
M10 x 85	60		75		12	5		45	3		8
M10 x 90	60		75		12	10		45	3		8
M10 x 100	60		75		12	20		45	3		8
M10 x 110	60		75		12	30		45	3		8
M10 x 130	60		75		12	50		45	3		8
M10 x 160	60		75		12	80		45	3		8
M10 x 180	60		75		12	100		45	3		8
M12 x 100	60		75		14	15		70	4.8		11.6
M12 x 125	60	80	75	95	14	40	20	70	4.8	4.8	11.6
M12 x 135	60	80	75	95	14	50	30	70	4.8	4.8	11.6
M16 x 125	80		100		18	15		120	7.9		21.9
M16 x 150	80	100	100	120	18	40	20	120	7.9	7.9	21.9

PTB-PRO HEAVY DUTY THROUGHBOLTS

APPLICATIONS

- Piping and heating supports
- Heating pumps
- Ventilation systems and air conditioning
- Safety barriers
- Fire escapes
- Railings
- Suitable for applications where there is a demand for higher corrosion resistance

MATERIALS



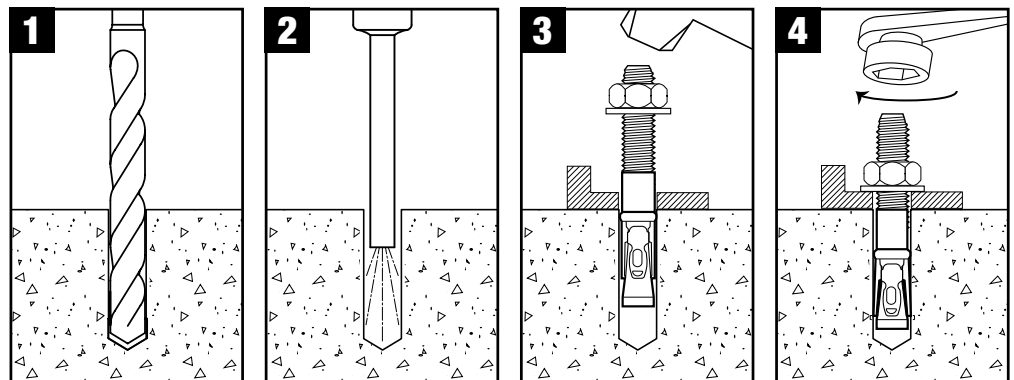
See front cover foldout for details.

PRODUCT OVERVIEW - PTB-G HOT DIPPED GALVANIZED



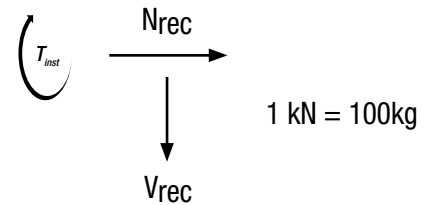
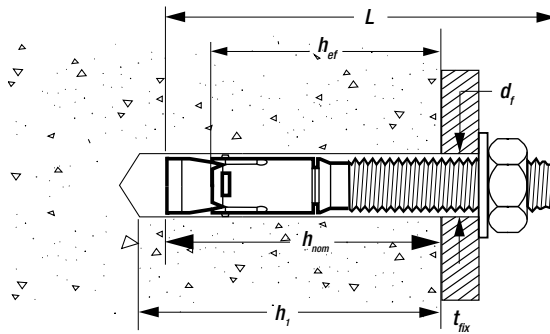
Cat No.	Thread Size [mm]	Length [mm]	Head Size [mm]	Max t_{fix} [mm]	Box	Blister Pack	Pack Qty
DFM1150050	M8 x 50	13	5	•		100	
DFM115005P	M8 x 50	13	5	•		6	
DFM1150080	M8 x 65	13	10	•		100	
DFM1150120	M8 x 85	13	30	•		100	
DFM1150160	M8 x 105	13	50	•		100	
DFM1150230	M10 x 60	17	5	•		100	
DFM1150280	M10 x 90	17	10	•		50	
DFM1150320	M10 x 100	17	20	•		50	
DFM1150360	M10 x 120	17	40	•		50	
DFM1150440	M10 x 160	17	80	•		50	
DFM1150250	M12 x 80	19	5	•		50	
DFM1150580	M12 x 105	19	20	•		25	
DFM1150620	M12 x 120	19	35	•		25	
DFM1150640	M12 x 135	19	50	•		25	
DFM1150660	M12 x 165	19	80	•		25	
DFM1150680	M12 x 175	19	90	•		25	
DFM1150730	M16 x 100	24	5	•		25	
DFM1150780	M16 x 135	24	25	•		20	
DFM1150810	M16 x 160	24	50	•		10	
DFM1150830	M16 x 210	24	100	•		10	
DFM1150860	M20 x 120	30	5	•		10	
DFM1150850	M20 x 170	30	35	•		10	

INSTALLATION INSTRUCTIONS



PTB-PRO HEAVY DUTY THROUGHBOLTS

TECHNICAL INFORMATION



RECOMMENDED LOADS - UNCRACKED CONCRETE - PTB-G HOT DIPPED GALVANIZED



$$\frac{N_{Rk}}{\gamma_M \cdot \gamma_F} = N_{rec}$$

$\gamma_M = 2.1 \quad \gamma_F = 1.4$

Size - Thread x L [mm]	h _{ef} [mm]		h ₁ [mm]		d _f [mm]	t _{fix} [mm]		T _{inst} [Nm]	N _{rec} [kN]		V _{rec} [kN]
	min	max	min	max		min h _{ef}	max h _{ef}		min	max	
M8 x 50	30		45		9	5		25	1.4		2.8
M8 x 65	40		55		9	10		25	2.1		3.0
M8 x 85	40		55		9	30		25	2.1		3.0
M8 x 105	40		55		9	50		25	2.1		3.0
M10 x 60	35		50		12	5		45	1.4		3.5
M10 x 90	60		75		12	10		45	3.1		5.6
M10 x 100	60		75		12	20		45	3.1		5.6
M10 x 120	60		75		12	40		45	3.1		5.6
M10 x 160	60		75		12	80		45	3.1		5.6
M12 x 80	35		50		14	5		70	2		3.5
M12 x 105	60	80	75	95	14	20	5	70	4.6	6.8	7.1
M12 x 120	60	80	75	95	14	35	25	70	4.6	6.8	7.1
M12 x 135	60	80	75	95	14	50	30	70	4.6	6.8	7.1
M12 x 165	60	80	75	95	14	80	60	70	4.6	6.8	7.1
M12 x 175	60	80	75	95	14	90	70	70	4.6	6.8	7.1
M16 x 100	45		65		18	15		120	3.9		5.1
M16 x 135	80	100	100	120	18	25	5	120	11.0	12.9	12.0
M16 x 160	80	100	100	120	18	50	30	120	11.0	12.9	12.0
M16 x 210	80	100	100	120	18	100	80	120	11.0	12.9	12.0
M20 x 120	75		110		22	5		180	7.9		15.4
M20 x 170	100		135		22	35		180	12.2		15.4

XLR[®]

SDS-plus[®]
CARBIDE DRILL BITS
 FOR FAST INSTALLATION
 FROM 5-14 MM DIAMETER



XR FLEX VOLT[®]

DCH334
54V XR FLEXVOLT
SDS-plus[®]
HAMMER



See page 6 for more information

VTB UNIVERSAL THROUGHBOLTS

MECHANICAL ANCHORS

APPLICATIONS

- Cost-effective installation where higher loadings aren't required
- Suitable for a variety of base materials e.g limestone and red brick

MATERIALS



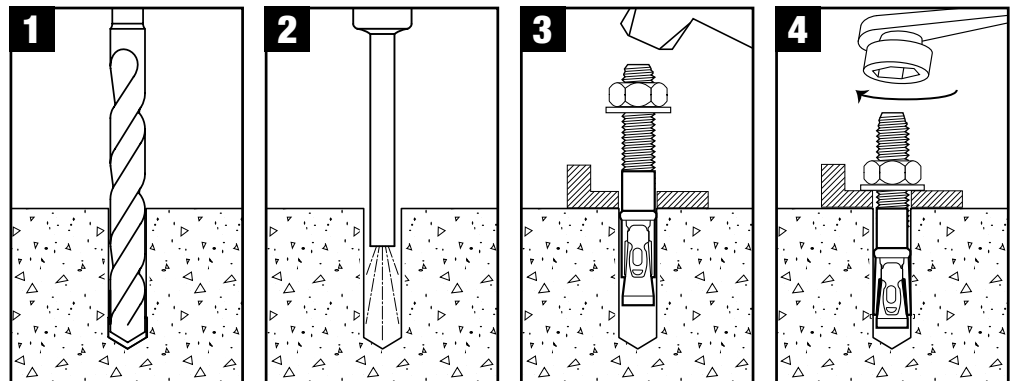
See front cover foldout for details.

PRODUCT OVERVIEW - VTB-CS ZINC PLATED



Cat No.	Thread Size [mm]	Length [mm]	Head Size [mm]	Max t_{fix} [mm]	Box	Blister Pack	Pack Qty
DFM1110030	M8 X 100		13	50	•		50
DFM111003P	M8 X 100		13	50		•	4
DFM1110090	M10 X 90		17	25	•		50
DFM111009P	M10 X 90		17	25		•	2
DFM1110110	M10 X 100		17	35	•		50
DFM111011P	M10 X 100		17	35		•	2
DFM1110130	M12 X 100		19	25	•		25
DFM111013P	M12 X 100		19	25		•	2
DFM1110150	M12 X 110		19	35	•		25
DFM1110170	M12 X 120		19	45	•		25
DFM111017P	M12 X 120		19	45		•	2
DFM1110190	M12 X 150		19	75	•		25
DFM111019P	M12 X 150		19	75		•	2
DFM1110210	M16 X 120		24	30	•		20
DFM1110240	M16 X 140		24	50	•		20

INSTALLATION INSTRUCTIONS



XLR

SDS-plus®
CARBIDE DRILL BITS
 FOR FAST INSTALLATION
 FROM 5-14 MM DIAMETER



XR FLEX VOLT

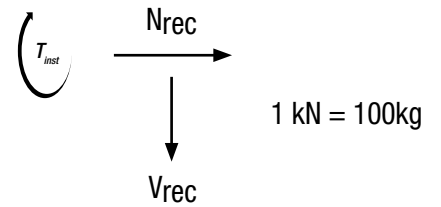
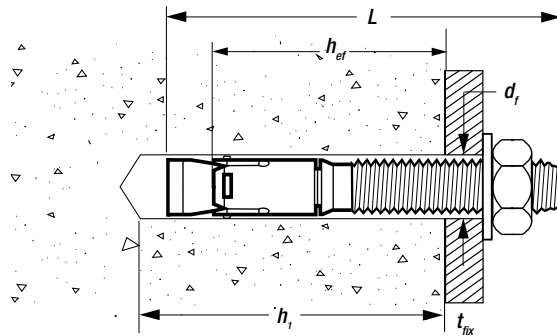

DCH334
 54V XR
 FLEXVOLT
 SDS-plus®
 HAMMER



See page 6 for more information

VTB UNIVERSAL THROUGHBOLTS

TECHNICAL INFORMATION



RECOMMENDED LOADS - UNCRACKED CONCRETE - VTB-CS ZINC PLATED



$$\frac{N_{Rk}}{\gamma_M \cdot \gamma_F} = N_{rec}$$

$\gamma_M = 2.1 \quad \gamma_F = 1.4$

Size - Thread x L [mm]	h_{ef} [mm]		h_1 [mm]		d_f [mm]	t_{fix} [mm]		T_{inst} [Nm]	N_{rec} [kN]		V_{rec} [kN]
	min	max	min	max		min h_{ef}	max h_{ef}		min	max	
M8 x 100	30	40	50	60	9	50	40	15	2	3	3.8
M10 x 90	40	50	70	80	12	25	15	30	3.5	3.6	6.3
M10 x 100	40	50	70	80	12	35	25	30	3.5	3.6	6.3
M12 x 100	50	66	80	95	14	20	4	50	4.7	6.2	9.7
M12 x 110	50	66	80	95	14	30	14	50	4.7	6.2	9.7
M12 x 120	50	66	80	95	14	40	24	50	4.7	6.2	9.7
M12 x 150	50	66	80	95	14	70	54	50	4.7	6.2	9.7
M16 x 120	64	79	100	115	18	16	1	100	8.4	10	16
M16 x 140	64	79	100	115	18	36	21	100	8.4	10	16

FHS FIXED HEAD SLEEVE ANCHORS

MECHANICAL ANCHORS

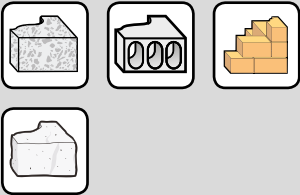
DESCRIPTION

- Light sleeve anchor for push-through installation
- 4.8 grade steel
- Available from 45-100mm length

APPLICATIONS

- Piping and heating supports
- Timber framing
- Heavy duty doors and security shutters

MATERIALS



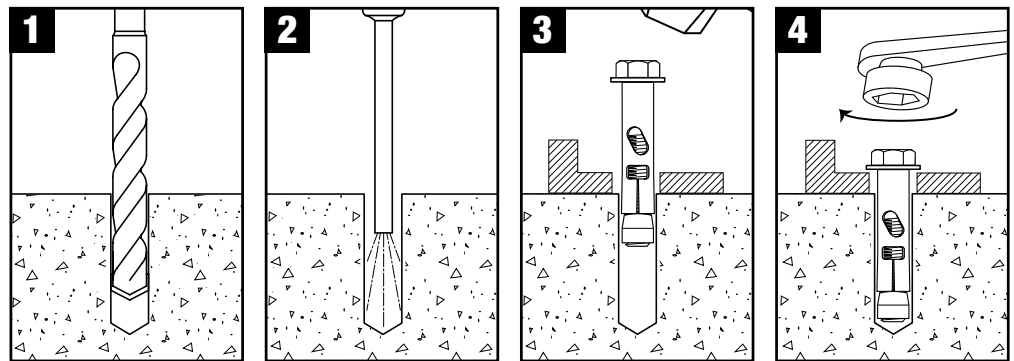
See front cover foldout for details.

PRODUCT OVERVIEW - FHS ZINC PLATED

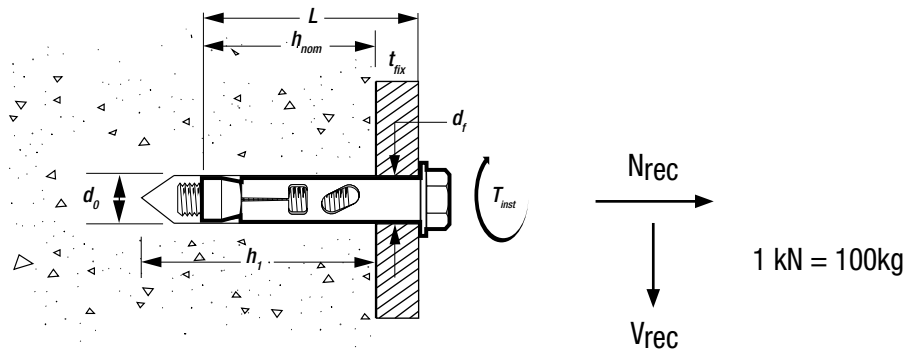


Cat No.	Drill Dia. [mm]	Length [mm]	Head Size [mm]	Thread Size [mm]	Max t_{fix} [mm]	Box	Blister Pack	Pack Qty
DFM1210390	8 x 45		10	6	1	•		100
DFM121039P	8 x 45		10	6	1		•	4
DFM1210450	10 x 55		13	8	5	•		50
DFM121045P	10 x 55		13	8	5		•	2
DFM1210480	10 x 80		13	8	30	•		50
DFM1210510	10 x 100		13	8	50	•		25
DFM121051P	10 x 100		13	8	50		•	2
DFM1210540	12 x 65		16	10	5	•		25
DFM1210570	12 x 80		16	10	20	•		25

INSTALLATION INSTRUCTIONS



TECHNICAL INFORMATION



RECOMMENDED LOADS - UNCRACKED CONCRETE - FHS ZINC PLATED



$$\frac{N_{Rk}}{\gamma_M \cdot \gamma_F} = N_{rec}$$

$\gamma_M = 2.1 \quad \gamma_F = 1.4$

Size - $d_0 \times L$ [mm]	h_{nom} [mm]	h_1 [mm]	d_f [mm]	t_{fix} [mm]	T_{inst} [Nm]	N_{rec} [kN]	V_{rec} [kN]
8 x 45	35	50	10	1	6	1.6	1.5
10 x 55	40	60	12	5	11	3.0	3.0
10 x 80	40	60	12	30	11	3.0	3.0
10 x 100	40	60	12	50	11	3.0	3.0
12 x 65	50	70	14	5	22	3.7	3.7
12 x 80	50	70	14	20	22	3.7	3.7

TW TIE WIRE HANGERS

DESCRIPTION

- Medium duty anchor with eye

APPLICATIONS

- Suspended ceilings

MATERIALS



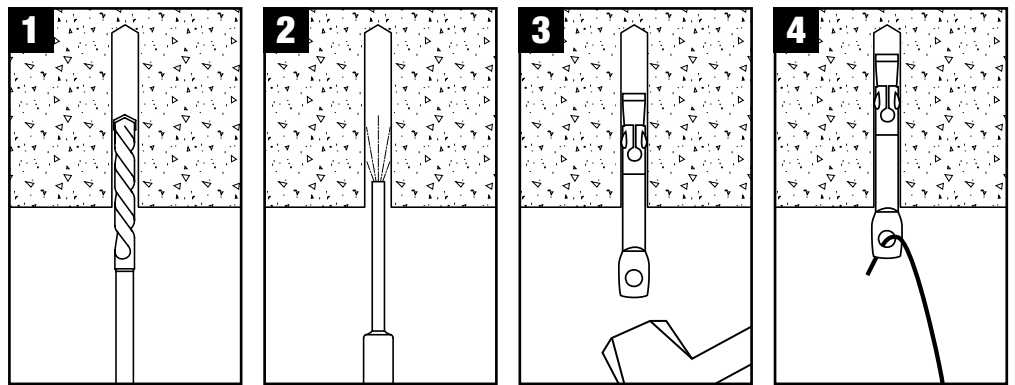
See front cover foldout for details.

PRODUCT OVERVIEW - TW ZINC PLATED

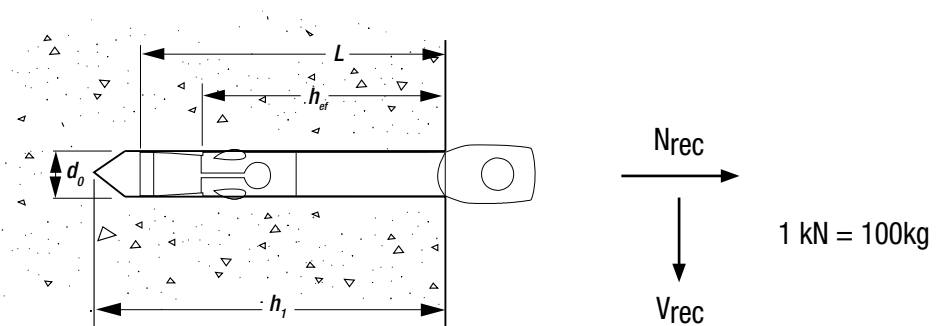


Cat No.	Drill Dia. [mm]	Length [mm]	Eye Diameter [mm]	Box	Blister Pack	Pack Qty
DFM1210600	6 x 55	6	•	•		100

INSTALLATION INSTRUCTIONS



TECHNICAL INFORMATION



RECOMMENDED LOADS - UNCRACKED CONCRETE - TW ZINC PLATED

$$\frac{N_{Rk}}{\gamma_M \cdot \gamma_F} = N_{rec}$$

$\gamma_M = 2.1 \quad \gamma_F = 1.4$

Size - $d_0 \times L$ [mm]	h_{ef} [mm]	h_1 [mm]	N_{rec} [kN]
6 x 55	25	40	0.4

MECHANICAL ANCHORS

Snake-Pro Self-Tapping Anchors

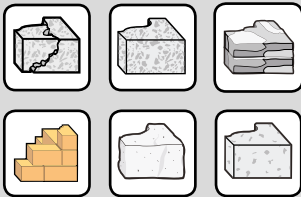
DESCRIPTION

- Patented (EP1455098B1), internal thread self-tapping anchor with ETA option 1 approval for cracked and uncracked concrete
- Approved for very small edge distances
- Complete grip over total anchor length
- Up to 6 times faster installation in comparison with drop-in anchors
- Each box comes with a drill bit and setting tool

APPLICATIONS


- Suspending conduit
- Cable trays
- Pipe supports
- Fire sprinklers
- Suspended lighting

MATERIALS



See front cover foldout for details.

APPROVALS



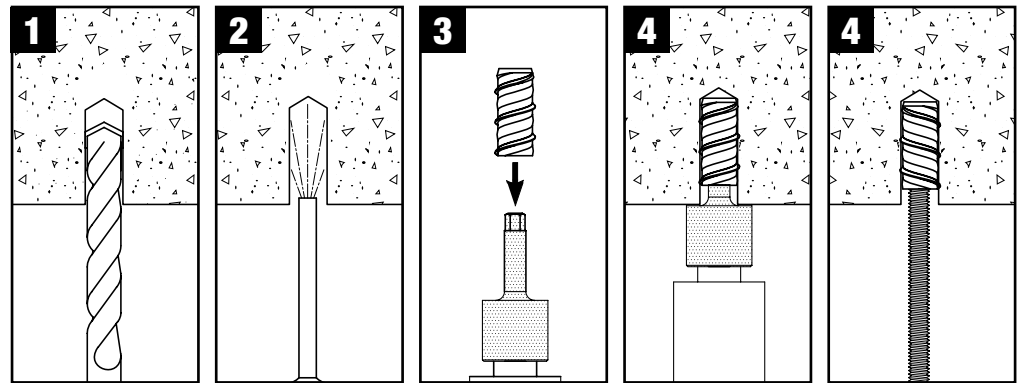
PRODUCT OVERVIEW - SNAKE-PRO ZINC PLATED



Cat No.	ETA	A	B	Thread Size [mm]	Length [mm]	Drill Dia. [mm]	Box	Blister Pack	Pack Qty
DFM2310050*	•		•	M8 x 31		12.7	•		50
DFM2310000*	•	•	•	M10 x 31		12.7	•		50
DFM2310100*				M12 x 42		19.1	•		50

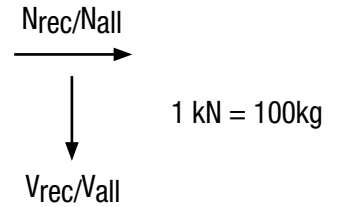
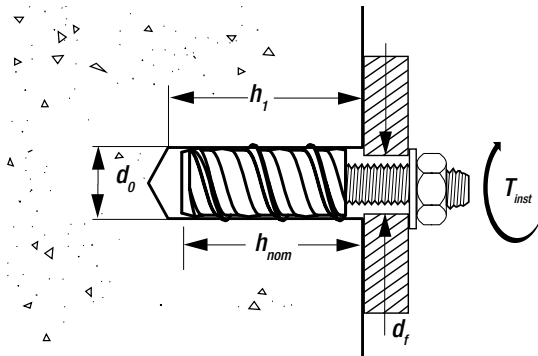
*Each box comes with a drill bit and setting tool

INSTALLATION INSTRUCTIONS



Snake-Pro Self-Tapping Anchors

TECHNICAL INFORMATION



RECOMMENDED LOADS - UNCRACKED CONCRETE - SNAKE-PRO ZINC PLATED

$$\frac{N_{Rk}}{\gamma_M \cdot \gamma_F} = N_{rec}$$

$\gamma_M = 2.1 \quad \gamma_F = 1.4$

Size - Thread x L (mm)	d ₀ [mm]	h _{nom} [mm]	h ₁ [mm]	T _{inst} [Nm]	N _{rec} [kN]	V _{rec} [kN]
M12 x 42	19.1	54	60	15	2.5	2.5

ALLOWABLE LOADS - UNCRACKED CONCRETE - SNAKE-PRO ZINC PLATED

$$\frac{N_{Rk}}{\gamma_M \cdot \gamma_F} = N_{all}$$

$\gamma_F = 1.4$

Size - Thread x L (mm)	d ₀ [mm]	h _{nom} [mm]	h ₁ [mm]	T _{inst} [Nm]	N _{all} [kN]	V _{all} [kN]
M8 x 31	12.7	41	50	10	2.0	2.4
M10 x 31	12.7	41	50	10	2.0	2.4



ALLOWABLE LOADS - CRACKED CONCRETE - SNAKE-PRO ZINC PLATED

$$\frac{N_{Rk}}{\gamma_M \cdot \gamma_F} = N_{all}$$

$\gamma_F = 1.4$

Size - Thread x L (mm)	d ₀ [mm]	h _{nom} [mm]	h ₁ [mm]	T _{inst} [Nm]	N _{all} [kN]	V _{all} [kN]
M8 x 31	12.7	41	50	10	1.2	1.4
M10 x 31	12.7	41	50	10	1.2	1.4



DM-PRO® DROP-IN ANCHORS

MECHANICAL ANCHORS

DESCRIPTION

- Zinc plated internally threaded expansion anchor
- Easy to install anchor with ETA Option 7 approval for uncracked concrete and part 6 approval for cracked concrete
- Fire resistance approval*
- DM-PRO® (version without lip) is designed for invisible coverage with mortar after use

APPLICATIONS

- Electrical fittings and conduit
- Ventilation
- Air conditioning systems
- Suspended ceilings
- Seating
- Barriers and rails

MATERIALS



max. M8

See front cover foldout for details.

APPROVALS

1 EUROPEAN TECHNICAL ASSESSMENT

ETAG 001 - Part 6
ETA-13/0056

2 EUROPEAN TECHNICAL ASSESSMENT

ETAG 001 - Option 7
ETA-13/0057



*M8 - M12 only

PRODUCT OVERVIEW - DM-LIP-PRO ZINC PLATED



Cat No.	ETA		Thread Size [mm]	Length [mm]	Drill Dia. [mm]	Box	Blister Pack	Pack Qty
	1	2						
DFM2110000	•		M6 x 25		8	•		100
DFM211010S	•	•	M8 x 30		10	•		50
DFM2110100	•	•	M8 x 30		10	•		100
DFM211015S	•	•	M10 x 40		12	•		50
DFM2110150	•	•	M10 x 40		12	•		100
DFM211020S	•	•	M12 x 50		16	•		50
DFM2110200	•	•	M12 x 50		16	•		100
DFM2110300		•	M16 x 65		20	•		25
DFM2110250			M20 x 80		25	•		25

PRODUCT OVERVIEW - DM-PRO® ZINC PLATED



Cat No.	ETA		Thread Size [mm]	Length [mm]	Drill Dia. [mm]	Box	Blister Pack	Pack Qty
	1	2						
DFM2110500	•		M6 x 25		8	•		100
DFM211055S	•	•	M8 x 30		10	•		50
DFM2110550	•	•	M8 x 30		10	•		100
DFM211060S	•	•	M10 x 40		12	•		50
DFM2110600	•	•	M10 x 40		12	•		100
DFM211065S	•	•	M12 x 50		16	•		50
DFM2110650	•	•	M12 x 50		16	•		100
DFM2110700		•	M16 x 65		20	•		25
DFM2110750			M20 x 80		25	•		25

DM-PRO® DROP-IN ANCHORS

DESCRIPTION

- Internally threaded expansion anchor
- Easy to install anchor with ETA Option 7 approval for uncracked concrete and part 6 approval for cracked concrete (zinc plated and stainless steel only)
- Fire resistance approval*
- Approved for applications where there is a demand for higher corrosion resistance

APPLICATIONS

- Electrical fittings and conduit
- Ventilation
- Air conditioning systems
- Suspended ceilings
- Seating
- Barriers and rails

MATERIALS



See front cover foldout for details.

APPROVALS

1 EUROPEAN TECHNICAL ASSESSMENT

ETAG 001 - Part 6
ETA-13/0056

2 EUROPEAN TECHNICAL ASSESSMENT

ETAG 001 - Option 7
ETA-13/0057



*M8 - M12 only

PRODUCT OVERVIEW - DM-SS-PRO A4 STAINLESS STEEL



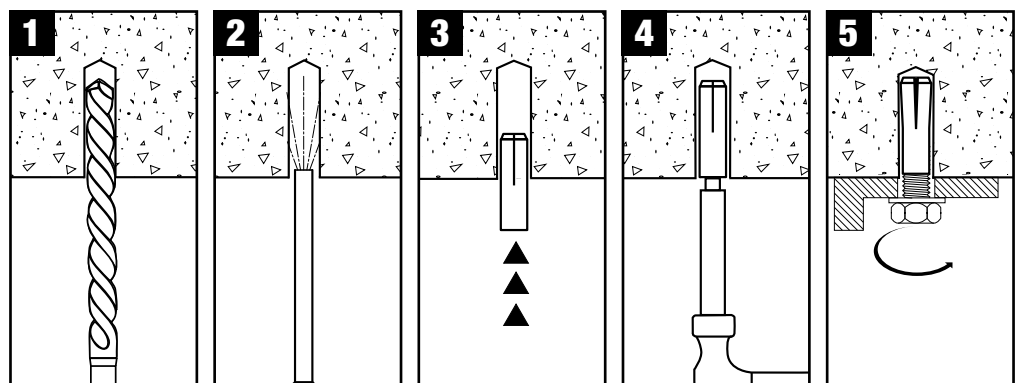
Cat No.	ETA		Thread Size [mm]	Length [mm]	Drill Dia. [mm]	Box	Blister Pack	Pack Qty
	1	2						
DFM2120000	•		M6 x 25		8	•		100
DFM2120050	•	•	M8 x 30		10	•		100
DFM2120100	•	•	M10 x 40		12	•		100
DFM2120150	•	•	M12 x 50		16	•		100
DFM2120200		•	M16 x 65		20	•		25
DFM2120250			M20 x 80		25	•		25

PRODUCT OVERVIEW - SETTING TOOLS



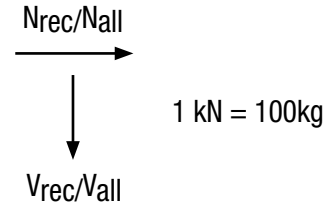
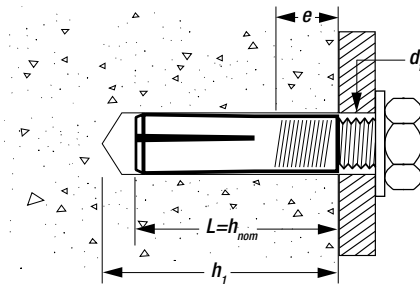
Cat No.	Anchor Size [mm]	Box	Blister Pack	Pack Qty
DFM2100060	M8	•		1
DFM2100110	M10	•		1
DFM2100160	M12	•		1
DFM2100210	M16	•		1
DFM2100260	M20	•		1

INSTALLATION INSTRUCTIONS



DM-PRO® DROP-IN ANCHORS

TECHNICAL INFORMATION



RECOMMENDED LOADS - UNCRACKED CONCRETE - DM-PRO®



$$\frac{N_{Rk}}{\gamma_M \cdot \gamma_F} = N_{rec}$$

$\gamma_M = 2.1 \quad \gamma_F = 1.4$

Size - Thread x L [mm]	d _f [mm]	h ₁ [mm]	e [mm]	N _{rec} [kN]	V _{rec} [kN]
DM-LIP-PRO - ZINC PLATED					
M20 x 80	22	85	32	10.2	17.8
DM-PRO® - ZINC PLATED					
M20 x 80	22	85	32	10.2	17.8
DM-SS-PRO - A4 - STAINLESS STEEL					
M20 x 80	22	85	32	10.2	17.8



ALLOWABLE LOADS - UNCRACKED CONCRETE - DM-PRO®



$$\frac{N_{Rk}}{\gamma_M \cdot \gamma_F} = N_{all}$$

$\gamma_f = 1.4$



Size - Thread x L [mm]	d _f [mm]	h ₁ [mm]	e [mm]	N _{all} [kN]	V _{all} [kN]
DM-LIP-PRO - ZINC PLATED					
M8 x 30	9	32	13	3.9	3.1
M10 x 40	12	42	17	3.6	4.2
M12 x 50	14	53	22	4.1	5.7
M16 x 65	18	68	30	4.1	11.4
DM-PRO® - ZINC PLATED					
M8 x 30	9	32	13	3.9	3.1
M10 x 40	12	42	17	3.6	4.2
M12 x 50	14	53	22	4.1	5.7
M16 x 65	18	68	30	4.1	11.4
DM-SS-PRO - A4 - STAINLESS STEEL					
M8 x 30	9	32	13	3.9	3.5
M10 x 40	12	42	17	3.6	4.5
M12 x 50	14	53	22	4.1	5.7
M16 x 65	18	68	30	4.1	11.4

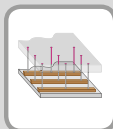
DM-PRO® DROP-IN ANCHORS

ALLOWABLE LOADS - CRACKED CONCRETE - DM-PRO®



$$\frac{N_{Rk}}{\gamma_M \cdot \gamma_F} = N_{all}$$

$\gamma_f = 1.4$



Size - Thread x L [mm]	d _f [mm]	h ₁ [mm]	e [mm]	N _{all} [kN]	V _{all} [kN]
DM-LIP-PRO - ZINC PLATED					
M6 x 25	7	26	11	0.6	0.6
M8 x 30	9	32	13	0.6	0.6
M10 x 40	12	42	17	1.4	1.4
M12 x 50	14	53	22	1.7	1.7
DM-PRO® - ZINC PLATED					
M6 x 25	7	26	11	0.6	0.6
M8 x 30	9	32	13	0.6	0.6
M10 x 40	12	42	17	1.4	1.4
M12 x 50	14	53	22	1.7	1.7
DM-SS-PRO - A4 - STAINLESS STEEL					
M6 x 25	7	26	11	0.6	0.6
M8 x 30	9	32	13	0.6	0.6
M10 x 40	12	42	17	1.4	1.4
M12 x 50	14	53	22	1.7	1.7

XLR®

SDS-max®
CARBIDE DRILL BITS
 FOR FAST INSTALLATION
 FROM 16-42 MM DIAMETER



XR FLEX VOLT®

DCH481
54V XR
FLEXVOLT
SDS-max®
HAMMER



See page 6 for more information

MECHANICAL ANCHORS

SPIKE™ MUSHROOM HEAD

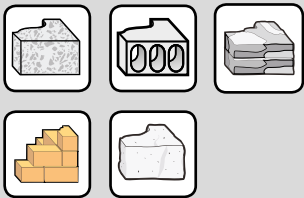
DESCRIPTION

- One-piece, tamper-proof vibration resistant anchor in 8.2 grade steel with mushroom head
- Pre-expanded anchor design allows for easy installation

APPLICATIONS

- Railings
- Lattice work
- Street furniture
- Metal track attachments
- Cable trays and struts

MATERIALS



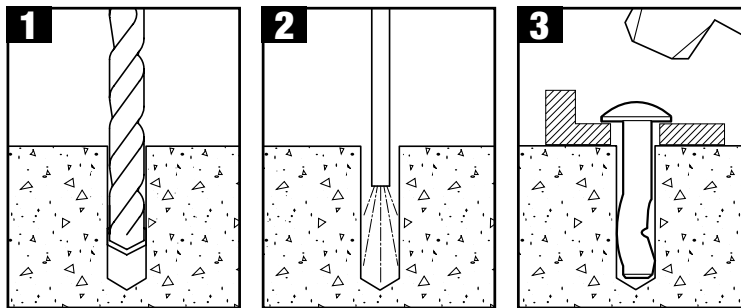
See front cover foldout for details.

PRODUCT OVERVIEW - SPIKE™ ZINC PLATED AND STAINLESS STEEL

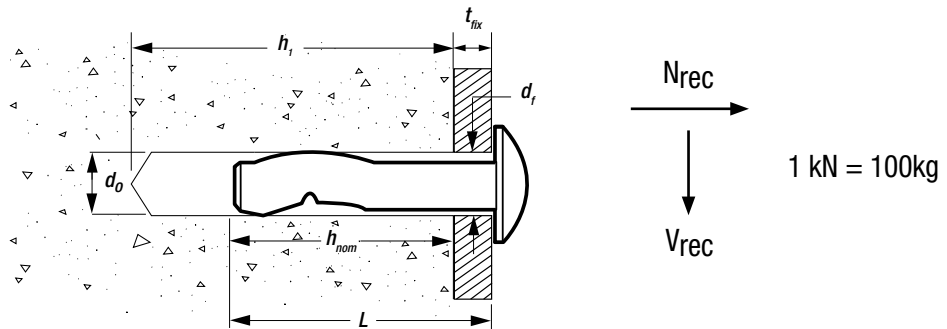


Cat No.	Drill Dia. [mm]	Length [mm]	Max t_{fix} [mm]	Box	Blister Pack	Pack Qty
ZINC PLATED						
DFM3110240	5 x 32		10	•		100
DFM3110280	5 x 38		16	•		100

INSTALLATION INSTRUCTIONS



TECHNICAL INFORMATION



RECOMMENDED LOADS - UNCRACKED CONCRETE - SPIKE™ ZINC PLATED AND STAINLESS STEEL

$$\frac{N_{Rk}}{\gamma_M \cdot \gamma_F} = N_{rec}$$

$\gamma_M = 2.1 \quad \gamma_F = 1.4$

Size - $d_o \times L$ [mm]	h_{nom} [mm]	t_{fix} [mm]	h_1 [mm]	d_f [mm]	N_{rec} [kN]	V_{rec} [kN]
ZINC PLATED						
5 x 32	22	10	32	6	0.5	0.5
5 x 38	22	16	32	6	0.5	0.5

SPIKE™ TIE WIRE

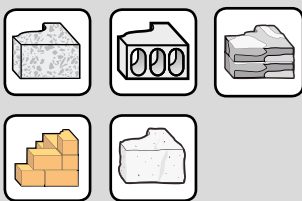
DESCRIPTION

- One-piece, vibration resistant anchor in 8.2 grade steel with eye
- Pre-expanded anchor design allows for easy installation

APPLICATIONS

- Suspended ceilings
- Wire hangers

MATERIALS



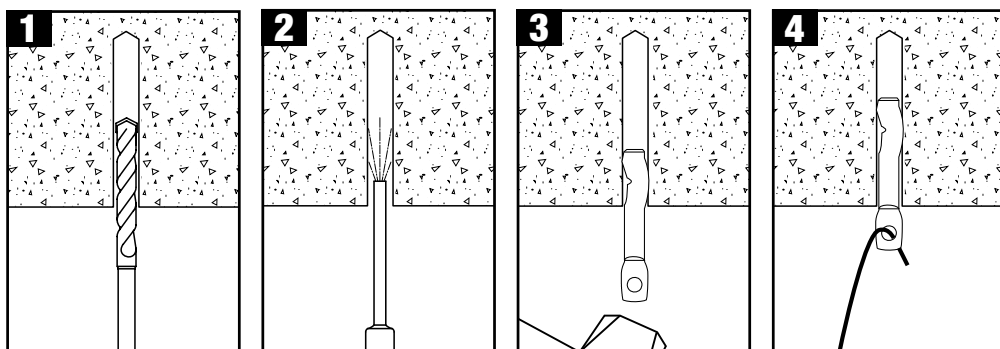
See front cover foldout for details.

PRODUCT OVERVIEW - SPIKE™ ZINC PLATED

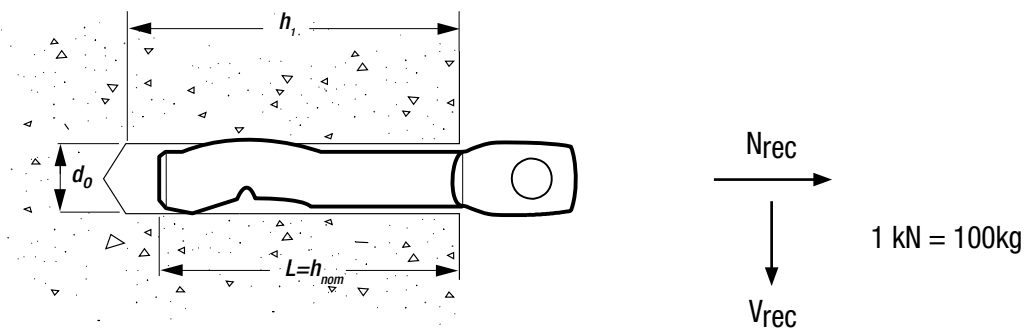


Cat No.	Drill Dia. [mm]	Length [mm]	Eye Diameter [mm]	Box	Blister Pack	Pack Qty
DFM3110000	5	30	6	•		100

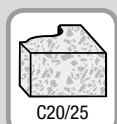
INSTALLATION INSTRUCTIONS



TECHNICAL INFORMATION



RECOMMENDED LOADS - UNCRACKED CONCRETE - SPIKE™ ZINC PLATED



$$\frac{N_{RK}}{\gamma_M \cdot \gamma_F} = N_{rec}$$

$\gamma_M = 2.1 \quad \gamma_F = 1.4$

Size - d _o x L [mm]	h _{nom} [mm]	h ₁ [mm]	N _{rec} [kN]
5 x 30	30	40	0.4

PBZ STEEL WEDGE NAILS

DESCRIPTION

- Steel wedge nail with ETA part 6 approval for redundant systems
- Fire resistance approved
- Hammer set anchor for push through installation

PRODUCT OVERVIEW - BSC-PBZ-PRO

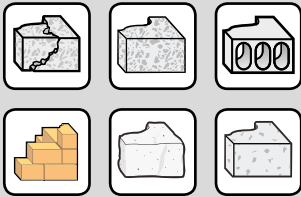


Cat No.		Drill Dia. [mm]	Length [mm]	Max t _{fix} [mm]	Box	Blister Pack	Pack Qty
DFM3310000	•	6 x 35	35	5	•		200
DFM3310050	•	6 x 65	65	35	•		100

APPLICATIONS

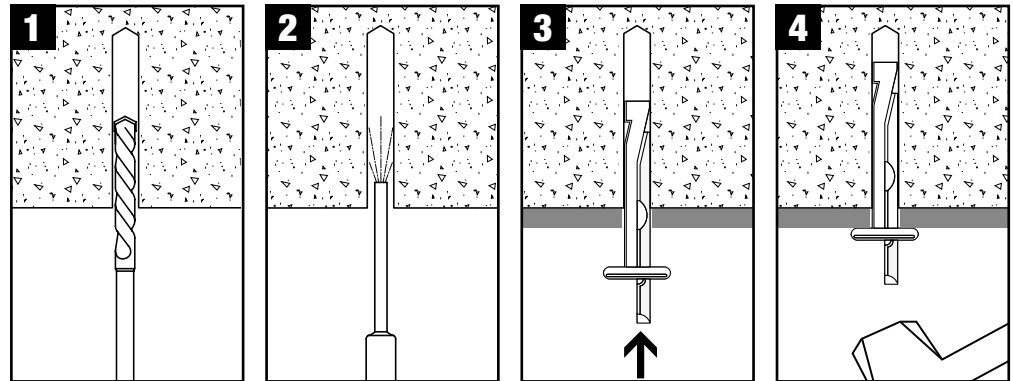
- Metal profiles
- Suspended ceiling brackets
- Angle brackets

MATERIALS




See front cover foldout for details.

INSTALLATION INSTRUCTIONS

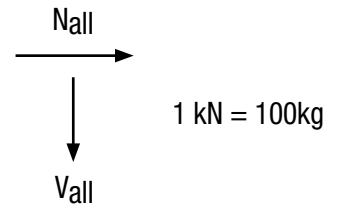
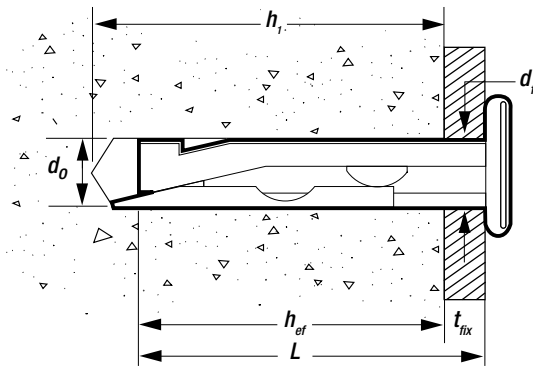



APPROVALS



PBZ STEEL WEDGE NAILS

TECHNICAL INFORMATION

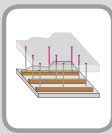


ETA ALLOWABLE LOADS - CRACKED CONCRETE - BSC-PBZ-PRO



$$\frac{N_{Rk}}{\gamma_M \cdot \gamma_F} = N_{all}$$

$\gamma_t = 1.4$



Size - d ₀ x L [mm]	h _{ef} [mm]	h ₁ [mm]	d _f [mm]	t _{fix} [mm]	N _{all} & V _{all} [kN]
6 x 35	30	40	7	5	1.4
6 x 65	30	40	7	35	1.4

EXTREME®

**MASONRY DRILL BITS
ROUND SHANK
PERCUSSION**

**UNIQUE DESIGN FOR
MAXIMUM DURABILITY
WITH AN ANTI-SLIP SHANK**

2x LONG LIFE



**DCD996
18V XR LI-ION
BRUSHLESS
PREMIUM
HAMMER
DRILL DRIVER**



Visit www.DeWALT.com for more information

AERATED CONCRETE ANCHORS

MECHANICAL ANCHORS

DESCRIPTION

- Removeable tension-free fastening for lightweight block
- Spiral thread cuts a positive fit into the block with no spalling of the plastered surface
- The interrupted thread ensures removal of waste material for easier installation
- Simple and quick to install with allen keys
- Flexible screw choice - suitable for both wood and metric screws
- Approved for use in Thermalite™, Celcon™, Thomas Armstrong®, and Lignacite™ blocks

APPLICATIONS

- Pictures
- Shelves
- Letter boxes
- Motion sensors
- Lighting
- Mirror cabinets
- Signs
- Cable and pipe clamps

MATERIALS



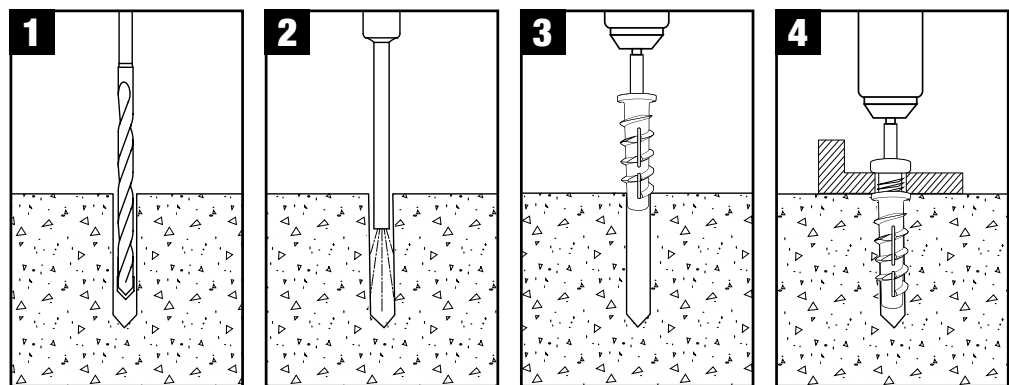
See front cover foldout for details.

PRODUCT OVERVIEW

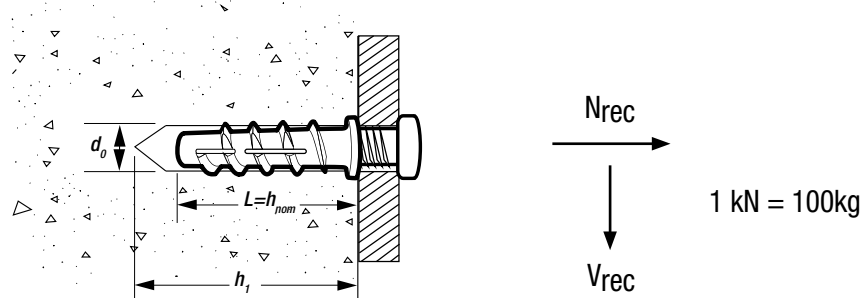


Cat No.	Thread Size [mm]	Screw Dia. [mm]	Drill Dia. [mm]	Length [mm]	Allen Key [mm]	Box	Blister Pack	Pack Qty
DFM3450100	M6 x 5-6 x 10			50	6	•		50
DFM345010P	M6 x 5-6 x 10			50	6		•	4
DFM3450200	M8 x 8 x 12			60	8	•		50
DFM345020P	M8 x 8 x 12			60	8		•	4
DFM3450300	M10 x 8-10 x 14			70	10	•		40
DFM345030P	M10 x 8-10 x 14			70	10		•	4

INSTALLATION INSTRUCTIONS



TECHNICAL INFORMATION



RECOMMENDED LOADS - AERATED CONCRETE ANCHOR



$$\frac{N_{Rk}}{\gamma_M \cdot \gamma_F} = N_{rec}$$

$$\gamma_M = 2.1 \quad \gamma_F = 1.4$$

Size - Thread x Screw dia x d ₀ [mm]	h ₁ [mm]	h _{nom} [mm]	N _{rec} & V _{rec} [kN]
M6 x 5-6 x 10	60	50	0.2
M8 x 8 x 12	70	60	0.3
M10 x 8-10 x 14	80	70	0.4

MECHANICAL ANCHORS MASONRY



EXPRESS NAIL CEILING FIXINGS

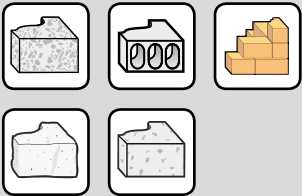
DESCRIPTION

- Express nail with eye for light applications in concrete and masonry
- The nail sleeve is hammered in and expands its entire length in the hole

APPLICATIONS

- Lightweight suspended ceilings
- Wire hangers

MATERIALS



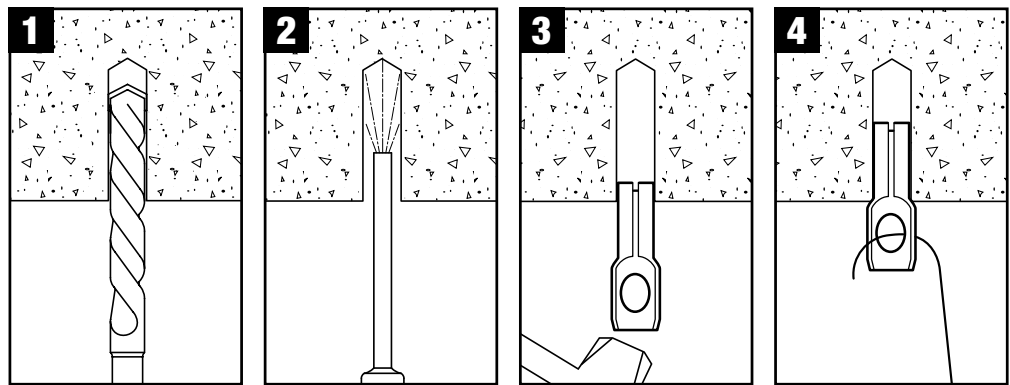
See front cover foldout for details.

PRODUCT OVERVIEW - ENC ZINC PLATED

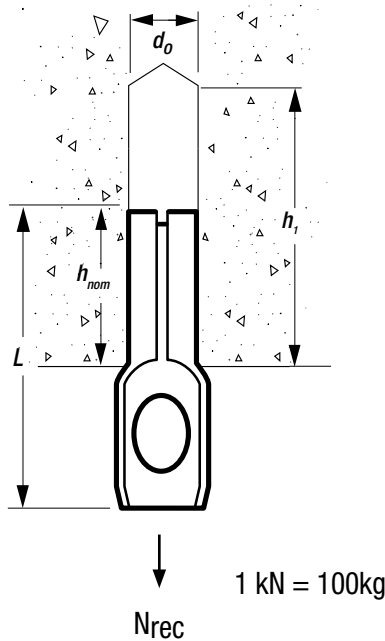


Cat No.	Drill Dia. [mm]	Length [mm]	Eye Diameter [mm]	Box	Blister Pack	Pack Qty
DFM3130500	8	42	5	•		100

INSTALLATION INSTRUCTIONS



TECHNICAL INFORMATION



RECOMMENDED LOADS - UNCRACKED CONCRETE - ENC ZINC PLATED



$$\frac{N_{Rk}}{\gamma_M \cdot \gamma_F} = N_{rec}$$

$\gamma_M = 2.1 \quad \gamma_F = 1.4$

Size - $d_0 \times L$ [mm]	h_{nom} [mm]	h_1 [mm]	N_{rec} [kN]
8 x 42	18	30	0.2

EXPRESS NAIL FIXINGS

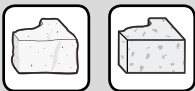
DESCRIPTION

- Express nail for light applications in concrete and masonry
- The nail sleeve is hammered in and expands its entire length in the hole
- The collar holds the item to be attached

APPLICATIONS

- Temporary building site fixings
- Sole plates

MATERIALS



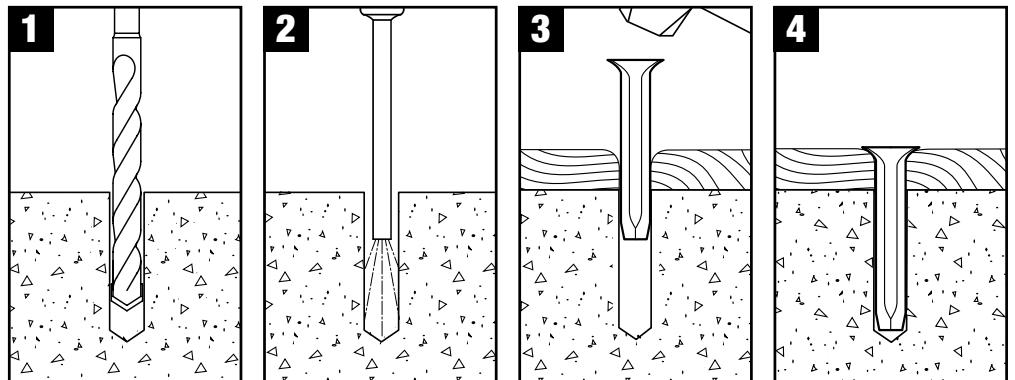
See front cover foldout for details.

PRODUCT OVERVIEW - EN ZINC PLATED



Cat No.	Drill Dia. [mm]	Length [mm]	Head Size [mm]	Max t_{fix} [mm]	Box	Blister Pack	Pack Qty
DFM3130000		6 x 30	12	1	•		200
DFM3130050		6 x 40	12	10	•		200
DFM3130100		6 x 50	12	20	•		200
DFM3130150		6 x 60	12	30	•		200
DFM3130200		6 x 80	12	50	•		100
DFM3130250		8 x 70	14	30	•		100
DFM3130300		8 x 90	14	50	•		100
DFM3130350		8 x 110	14	70	•		50
DFM3130400		8 x 130	14	90	•		50
DFM3130450		8 x 150	14	110	•		100

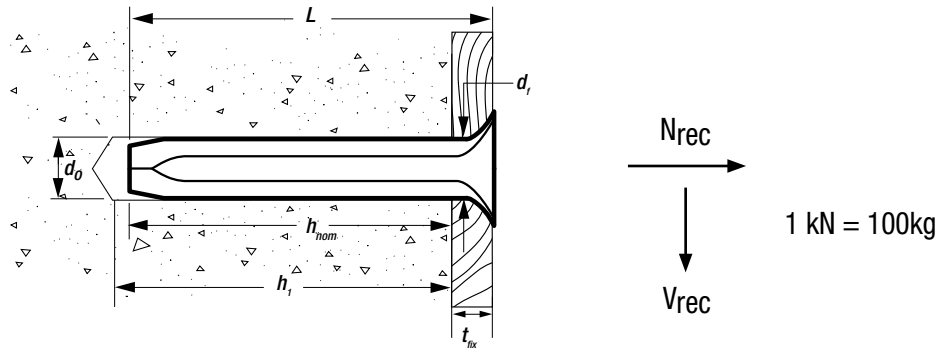
INSTALLATION INSTRUCTIONS



EXPRESS NAIL FIXINGS

MECHANICAL ANCHORS

TECHNICAL INFORMATION



RECOMMENDED LOADS - UNCRACKED CONCRETE - EN ZINC PLATED



$$\frac{N_{Rk}}{\gamma_M \cdot \gamma_F} = N_{rec}$$

$\gamma_M = 2.1 \quad \gamma_F = 1.4$

Size - $d_0 \times L$ [mm]	h_{nom} [mm]	h_1 [mm]	d_f [mm]	t_{fix} [mm]	N_{rec} [kN]
6 x 30	29	35	6	1	0.3
6 x 40	30	40	6	10	0.3
6 x 50	30	40	6	20	0.3
6 x 60	30	40	6	30	0.3
6 x 80	30	40	6	50	0.3
8 x 70	40	50	8	30	0.5
8 x 90	40	50	8	50	0.5
8 x 110	40	50	8	70	0.5
8 x 130	40	50	8	90	0.5
8 x 150	40	50	8	110	0.5

EXTREME®

**MASONRY DRILL BITS
ROUND SHANK
PERCUSSION**

**UNIQUE DESIGN FOR
MAXIMUM DURABILITY
WITH AN ANTI-SLIP SHANK**

2x LONG LIFE



DCD996

**18V XR LI-ION
BRUSHLESS
PREMIUM
HAMMER
DRILL DRIVER**



Visit www.DEWALT.com for more information

NYLON HAMMER SCREWS

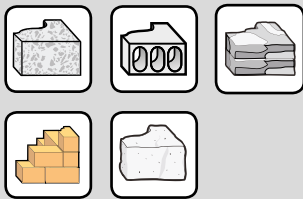
DESCRIPTION

- Nylon hammer screw
- Easy to install through part to be fixed
- Expands by hammering, removed by screwing

APPLICATIONS

- Thermal insulation supports
- Trunking
- Conduit clips
- Skirting boards
- Metal brackets and frames

MATERIALS



See front cover foldout for details.

PRODUCT OVERVIEW - NHS NYLON HAMMER SCREW

NEW



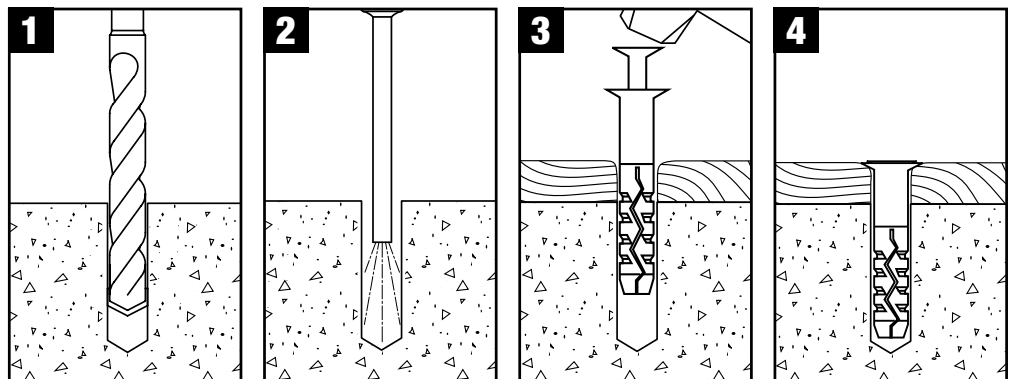
Cat No.	Drill Dia. [mm]	Length [mm]	Max t_{fix} [mm]	Box	Blister Pack	Pack Qty
DFM3211000	6 x 40	15	•	•		100
DFM321000P	6 x 40	15			•	15
DFM3211050	6 x 60	35	•	•		100
DFM321005P	6 x 60	35			•	15
DFM321105S	6 x 60	35	•	•		50
DFM321006P	6 x 80	55			•	15
DFM321106S	6 x 80	55	•	•		50
DFM321007P	8 x 60	20			•	10
DFM3211100	8 x 80	40	•	•		80
DFM321010P	8 x 80	40			•	10
DFM321110S	8 x 80	40	•	•		50
DFM3211150	8 x 100	60	•	•		80
DFM321015P	8 x 100	60			•	10
DFM321115S	8 x 100	60	•	•		50
DFM321018P	8 x 120	80			•	10
DFM321118S	8 x 120	80	•	•		50

PRODUCT OVERVIEW - NHSF NYLON COLLARED HAMMER SCREW



Cat No.	Drill Dia. [mm]	Length [mm]	Max t_{fix} [mm]	Box	Blister Pack	Pack Qty
DFM3210200	6 x 40	15	•	•		100

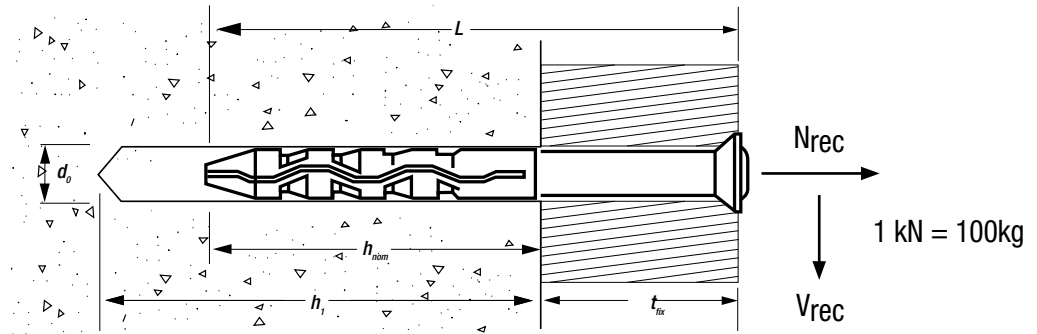
INSTALLATION INSTRUCTIONS



NYLON HAMMER SCREWS

MECHANICAL ANCHORS

TECHNICAL INFORMATION



RECOMMENDED LOADS - UNCRACKED CONCRETE - NHS



$$\frac{N_{Rk}}{\gamma_M \cdot \gamma_F} = N_{rec}$$

$\gamma_M = 2.1 \quad \gamma_f = 1.4$

Size - $d_0 \times L$ [mm]	h_{nom} [mm]	t_{fix} [mm]	h_1 [mm]	N_{rec} & V_{rec} [kN]
6 x 40	25	15	35	0.2
6 x 60	25	35	35	0.2
6 x 80	25	55	35	0.2
8 x 60	40	20	50	0.4
8 x 80	40	40	50	0.4
8 x 100	40	60	50	0.4
8 x 120	40	80	50	0.4

RECOMMENDED LOADS - UNCRACKED CONCRETE - NHSF



$$\frac{N_{Rk}}{\gamma_M \cdot \gamma_F} = N_{rec}$$

$\gamma_M = 2.1 \quad \gamma_f = 1.4$

Size - $d_0 \times L$ [mm]	h_{nom} [mm]	t_{fix} [mm]	h_1 [mm]	N_{rec} & V_{rec} [kN]
6 x 40	25	15	35	0.05

EXTREME®

**MASONRY DRILL BITS
ROUND SHANK
PERCUSSION**

**UNIQUE DESIGN FOR
MAXIMUM DURABILITY
WITH AN ANTI-SLIP SHANK**

2x LONG LIFE



**DCD996
18V XR LI-ION
BRUSHLESS
PREMIUM
HAMMER
DRILL DRIVER**



Visit www.DeWALT.com for more information

MFA METAL FRAME ANCHORS

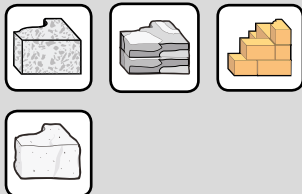
DESCRIPTION

- Metal frame expansion anchor
- By turning the screw the cone is drawn into the sleeve and the fixing is expanded

APPLICATIONS

- Wood, plastic or aluminium door frames and window frames

MATERIALS



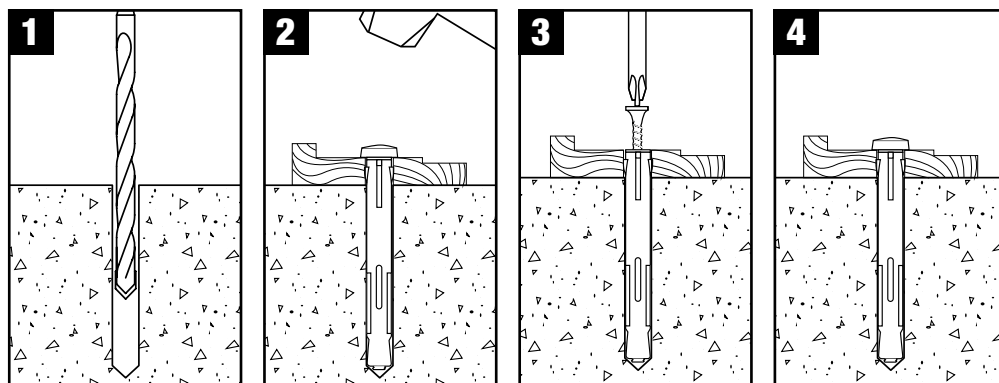
See front cover foldout for details.

PRODUCT OVERVIEW - MFA



Cat No.	Drill Dia. [mm]	Length [mm]	Max t_{fix} [mm]	Box	Blister Pack	Pack Qty
DFM3510000	10 x 72	42	•		50	
DFM3510050	10 x 92	62	•		50	
DFM3510100	10 x 112	82	•		50	
DFM3510150	10 x 132	102	•		25	

INSTALLATION INSTRUCTIONS



RECOMMENDED LOADS - UNCRACKED CONCRETE - MFA



$$\frac{N_{Rk}}{\gamma_M \cdot \gamma_F} = N_{rec}$$

$\gamma_M = 2.1 \quad \gamma_F = 1.4$

Size	h_{nom} [mm]	h_1 [mm]	t_{fix} [mm]	N_{rec} [kN]
10 x 72	30	50	42	1.3
10 x 92	30	50	62	1.3
10 x 112	30	50	82	1.3
10 x 132	30	50	102	1.3

EXTREME®

**MASONRY DRILL BITS
ROUND SHANK
PERCUSSION**

**UNIQUE DESIGN FOR
MAXIMUM DURABILITY
WITH AN ANTI-SLIP SHANK**

2x LONG LIFE



**DCD996
18V XR LI-ION
BRUSHLESS
PREMIUM
HAMMER
DRILL DRIVER**



Visit www.DeWALT.com for more information

WINDOW SCREWS

DESCRIPTION

- Window screw with cylindrical head for wooden frames
- Zinc plated with T25 fitment recess and self-tapping thread
- Expansion free fastening without plugs
- Only requires 6mm drill diameter (6.5mm in extra hard brick or concrete)

APPLICATIONS

- Wooden window frames

MATERIALS



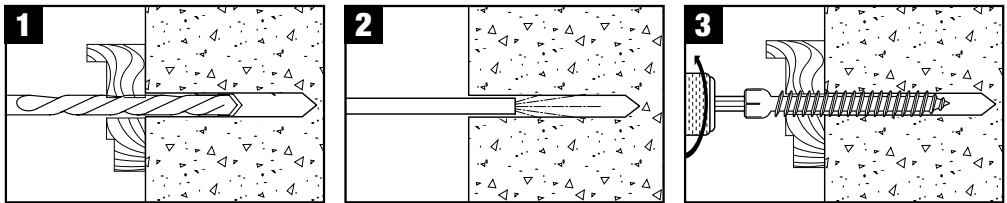
See front cover foldout for details.

PRODUCT OVERVIEW - PSZ FOR WOODEN FRAMES

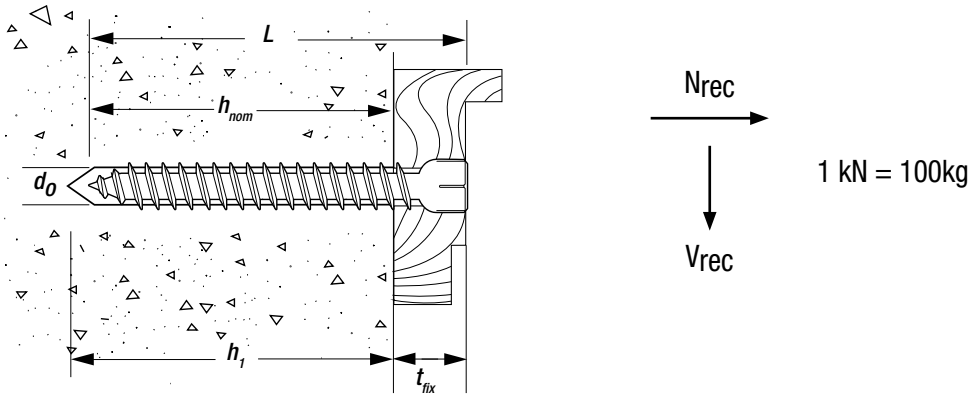


Cat No.	Drill Dia. [mm]	Thread Size [mm]	Length [mm]	Fitment [mm]	Max t_{fix} [mm]	Box	Blister Pack	Pack Qty
DFM3520350		6 x 7.5 x 72		T25	42	•		100
DFM3520400		6 x 7.5 x 92		T25	62	•		100
DFM3520450		6 x 7.5 x 112		T25	82	•		50
DFM3520500		6 x 7.5 x 132		T25	102	•		50
DFM3520550		6 x 7.5 x 152		T25	122	•		50
DFM3520650		6 x 7.5 x 182		T25	152	•		50

INSTALLATION INSTRUCTIONS



TECHNICAL INFORMATION - PSZ FOR WOODEN FRAMES



WINDOW SCREWS

DESCRIPTION

- Window screw with flat head for metal and plastic frames
- Zinc plated with a T30 fitment recess and self-tapping thread
- Expansion force free fastening without plugs
- Only requires 6mm drill diameter (6.5mm in extra hard brick or concrete)

APPLICATIONS

- Plastic window frames

MATERIALS



See front cover foldout for details.

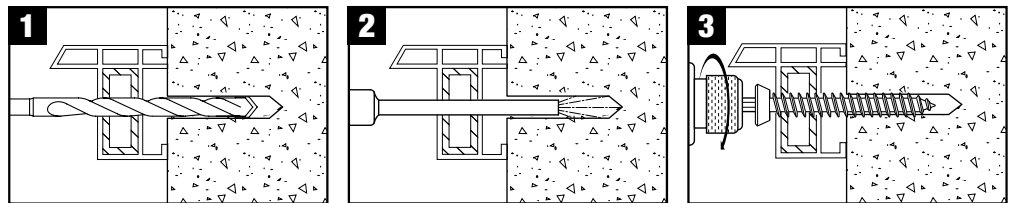
PRODUCT OVERVIEW - PS FOR PLASTIC FRAMES



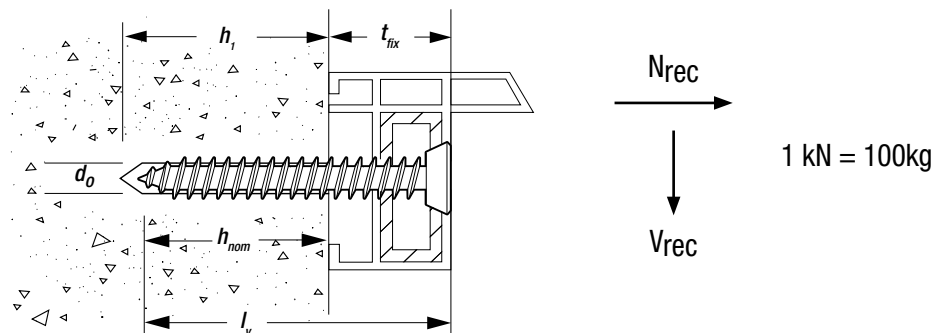
Cat No.	Drill Dia. [mm]	Thread Size [mm]	Length [mm]	Fitment [mm]	Max t_{fix} [mm]	Box	Blister Pack	Pack Qty
DFM3510250		6 - 6.5* x 7.5 x 72		T30	42	•		100
DFM351025P		6 - 6.5* x 7.5 x 72		T30	42		•	6
DFM3510300		6 - 6.5* x 7.5 x 92		T30	62	•		100
DFM351030P		6 - 6.5* x 7.5 x 92		T30	62		•	6
DFM3510350		6 - 6.5* x 7.5 x 112		T30	82	•		50
DFM351035P		6 - 6.5* x 7.5 x 112		T30	82		•	6
DFM3510400		6 - 6.5* x 7.5 x 132		T30	102	•		50
DFM351040P		6 - 6.5* x 7.5 x 132		T30	102		•	6
DFM3510450		6 - 6.5* x 7.5 x 152		T30	122	•		50
DFM351045P		6 - 6.5* x 7.5 x 152		T30	122		•	6
DFM3510500		6 - 6.5* x 7.5 x 182		T30	122	•		50
DFM351050P		6 - 6.5* x 7.5 x 182		T30	122		•	6

* 6.5mm drill required for extra hard brick or concrete

INSTALLATION INSTRUCTIONS



TECHNICAL INFORMATION - PS FOR PLASTIC FRAMES



RECOMMENDED LOADS - UNCRACKED CONCRETE - PSZ AND PS

$$\frac{N_{Rk}}{\gamma_M \cdot \gamma_F} = N_{rec}$$

$$\gamma_M = 2.1 \quad \gamma_F = 1.4$$

Size - d_0 x Thread x L [mm]	h_{nom} [mm]	h_1 [mm]	t_{fix} [mm]	N_{rec} [kN]	V_{rec} [kN]
6 x 7.5 x 72	30	40	42	0.6	0.6
6 x 7.5 x 92	30	40	62	0.6	0.6
6 x 7.5 x 112	30	40	82	0.6	0.6
6 x 7.5 x 132	30	40	102	0.6	0.6
6 x 7.5 x 152	30	40	122	0.6	0.6
6 x 7.5 x 182	30	40	152	0.6	0.6

NP NYLON PLUGS

MECHANICAL ANCHORS

DESCRIPTION


- Nylon expansion fixing
- Anti rotation barbs resists spinning in the hole
- Heavily ribbed design improves pull out strength
- Suitable for wood and chipboard screws

APPLICATIONS

General light duty fittings including:

- Pictures
- Skirting
- Curtain rails
- Motion sensors

MATERIALS



See front cover foldout for details.

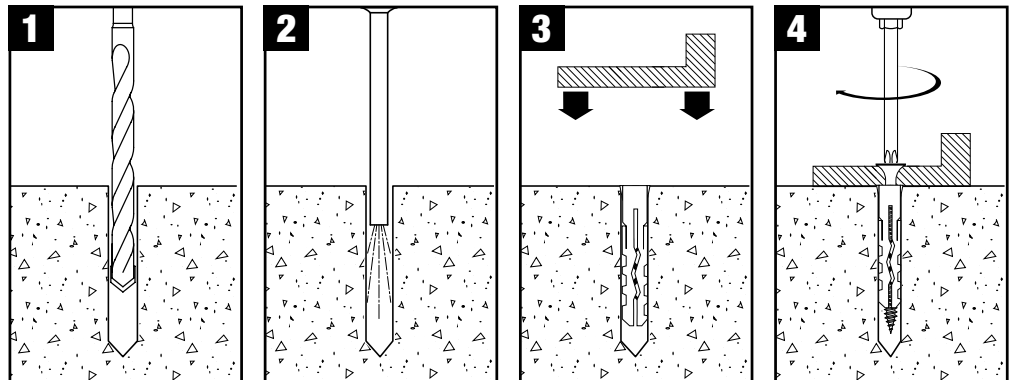
PRODUCT OVERVIEW

NEW



Cat No.	Drill Dia. [mm]	Length [mm]	Box	Blister Pack	Pack Qty
DFM3441000		5 x 25	•		100
DFM344000P		5 x 25		•	25
DFM3441050		6 x 30	•		100
DFM344005P		6 x 30		•	20
DFM3441150		8 x 40	•		100
DFM344015P		8 x 40		•	20
DFM3441200		10 x 50	•		50
DFM344020P		10 x 50		•	10
DFM3441250		12 x 60	•		25
DFM344025P		12 x 60		•	6
DFM3441300		14 x 70	•		20
DFM344030P		14 x 70		•	4

INSTALLATION INSTRUCTIONS



EXTREME **IMPACT TORSION**

DT70523T
32PC SCREWDRIVING SET WITH MAGNETIC BIT TIP HOLDER



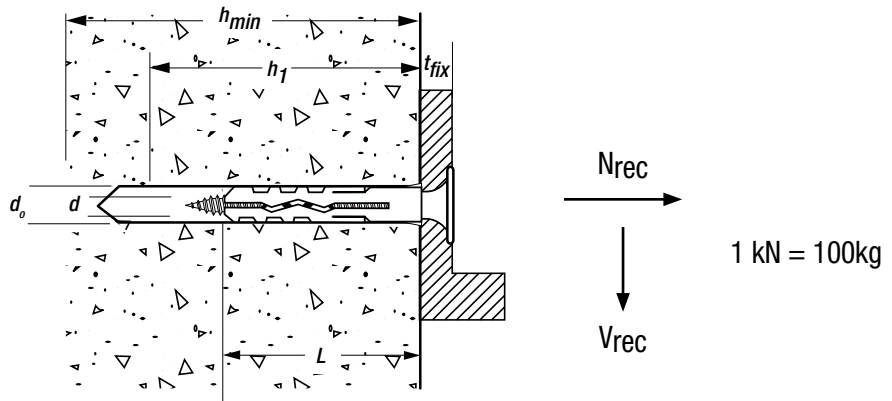
DCD991
18V XR LI-ION BRUSHLESS PREMIUM DRILL DRIVER



Visit www.DeWALT.com for more information

NP NYLON PLUGS

TECHNICAL INFORMATION



RECOMMENDED LOADS - UNCRACKED CONCRETE - NP



$$\frac{N_{Rk}}{\gamma_M \cdot \gamma_F} = N_{rec}$$

$\gamma_M = 2.1 \quad \gamma_f = 1.4$

Size - $d_0 \times L$ [mm]	d [mm]	h_1 [mm]	N_{rec} [kN]	V_{rec} [kN]
5 x 25	3 to 4	35	0.1	0.1
6 x 30	4 to 5	40	0.12	0.12
8 x 40	6 to 7	50	0.3	0.3
10 x 50	6 to 8	60	0.5	0.5
12 x 60	8 to 10	70	1.2	1.2
14 x 70	11 to 12	90	2	2





MECHANICAL ANCHORS **PLASTERBOARD**

ZIP-IT® PLASTERBOARD ANCHORS

MECHANICAL ANCHORS

DESCRIPTION

- One piece self drilling anchor designed for use in plasterboard for light duty loads
- Includes screws

APPLICATIONS

Light duty applications including:

- Brackets
- Mirrors
- Signage
- Light bathroom fittings

MATERIALS



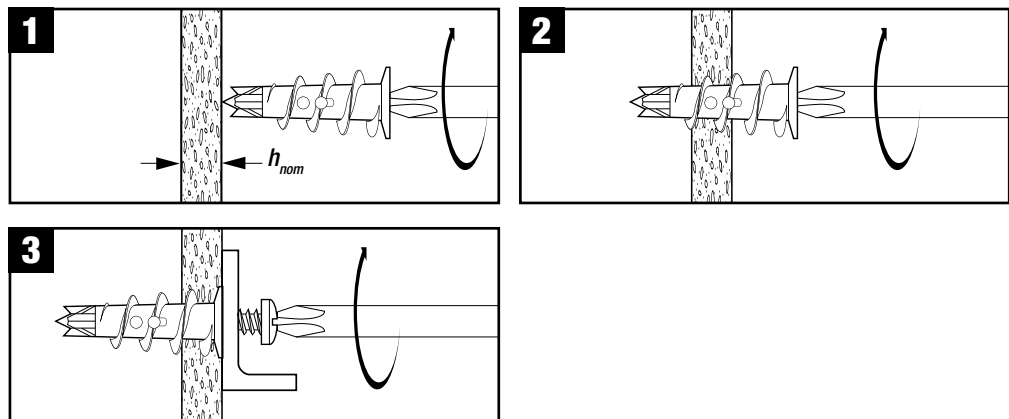
See front cover foldout for details.

PRODUCT OVERVIEW



Cat No.	Description	Box	Blister Pack	Pack Qty
DFM4110000	Metal	•		100
DFM411000P	Metal		•	10
DFM4120000	Nylon	•		100
DFM412000P	Nylon		•	10

INSTALLATION INSTRUCTIONS



RECOMMENDED LOADS - PLASTERBOARD - ZIP-IT®



$$\frac{N_{Rk}}{\gamma_M \cdot \gamma_F} = N_{rec}$$

$\gamma_M = 2.1 \quad \gamma_F = 1.4$

Plasterboard thickness h_{nom}	N_{rec} & V_{rec} [kN]
12.5mm	0.04
25mm	0.07

EXTREME® **IMPACT TORSION**

DT70523T
32PC SCREWDRIVING SET WITH MAGNETIC BIT TIP HOLDER



DCD991
18V XR LI-ION BRUSHLESS PREMIUM DRILL DRIVER



Visit www.DeWALT.com for more information

ZIP-TOGGLE™

DESCRIPTION

- Self drilling hollow plasterboard anchor
- Includes screws

APPLICATIONS

Light duty applications including:

- Brackets
- Mirrors
- Signage
- Light bathroom fittings

MATERIALS



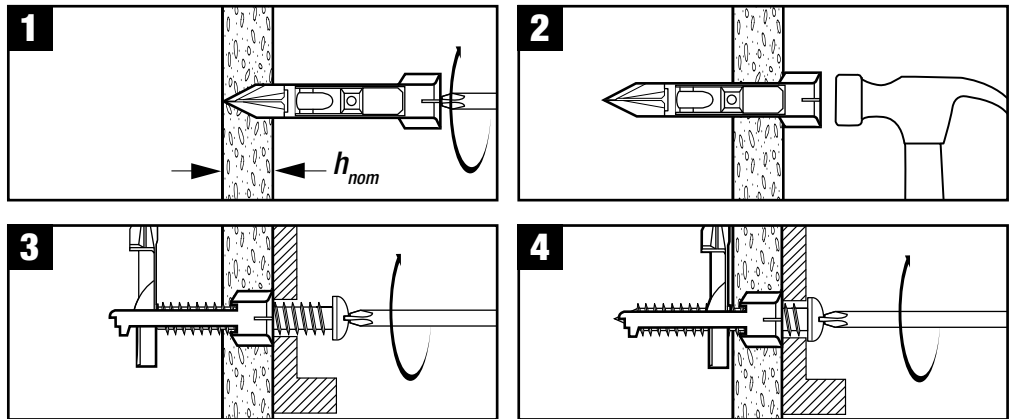
See front cover foldout for details.

PRODUCT OVERVIEW



Cat No.	Length [mm]	Box	Blister Pack	Pack Qty
DFM4570000	50	•		50
DFM457000P	50		•	10

INSTALLATION INSTRUCTIONS



RECOMMENDED LOADS - PLASTERBOARD - ZIP-TOGGLE™

12.5mm

$$\frac{N_{Rk}}{\gamma_M \cdot \gamma_F} = N_{rec}$$

$\gamma_M = 2.1 \quad \gamma_F = 1.4$

Plasterboard thickness h_{nom}	N_{rec} & V_{rec} [kN]
12.5mm	0.13

EXTREME®

MASONRY DRILL BITS ROUND SHANK PERCUSSION

UNIQUE DESIGN FOR
MAXIMUM DURABILITY
WITH AN ANTI-SLIP SHANK



DCD996

18V XR LI-ION
BRUSHLESS
PREMIUM
HAMMER
DRILL DRIVER



Visit www.DeWALT.com for more information

LEGS™ WALL ANCHORS

MECHANICAL ANCHORS

DESCRIPTION

- Fast and easy to use expansion anchor designed for use in wallboard
- The anchor has a pierce point, requiring no pre-drilling
- Includes screws

APPLICATIONS

Light duty applications including:

- Curtain hooks
- Pictures and mirrors

MATERIALS



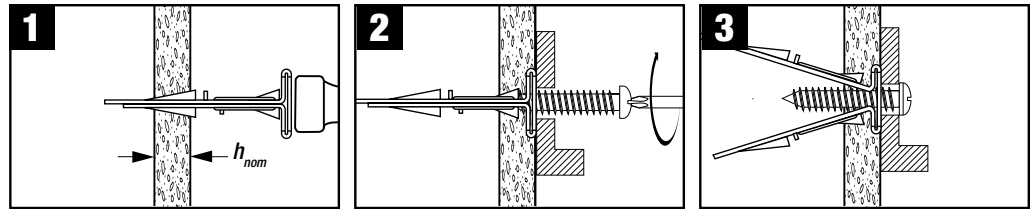
See front cover foldout for details.

PRODUCT OVERVIEW



Cat No.	Length [mm]	Box	Blister Pack	Pack Qty
DFM4470000	35	•		100

INSTALLATION INSTRUCTIONS



RECOMMENDED LOADS - PLASTERBOARD - LEGS™



$$\frac{N_{RK}}{\gamma_M \cdot \gamma_F} = N_{rec}$$

$\gamma_M = 2.1 \quad \gamma_F = 1.4$

Plasterboard thickness h_{nom}	N_{rec} & V_{rec} [kN]
12.5mm	0.04

EXTREME® **IMPACT TORSION**

DT70523T
32PC SCREWDRIVING SET WITH MAGNETIC BIT TIP HOLDER



DCD991
18V XR LI-ION BRUSHLESS PREMIUM DRILL DRIVER



Visit www.DeWALT.com for more information

ST STRAP TOGGLE™

DESCRIPTION

- Easy to install toggle fixing
- Hollow wall anchor for higher loads
- Reusable in the same hole (remove the bolt without losing the anchor)

APPLICATIONS

Light duty applications including:

- Pictures and mirrors
- Light sanitary fixings
- Metal brackets

MATERIALS



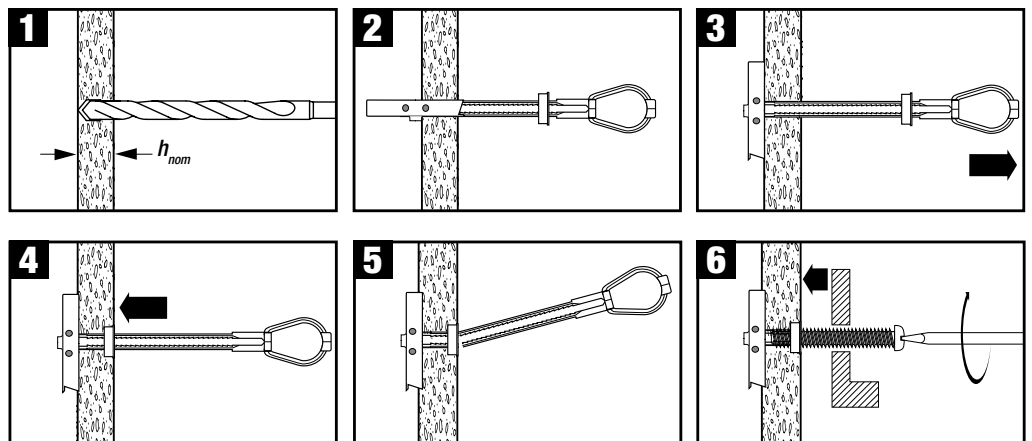
See front cover foldout for details.

PRODUCT OVERVIEW



Cat No.	Drill Dia. [mm]	Thread Size [mm]	Box	Blister Pack	Pack Qty
DFM4540050	12 x M6		•		50
DFM454005P	12 x M6			•	4
DFM4540100	18 x M8		•		25
DFM454010P	18 x M8			•	2

INSTALLATION INSTRUCTIONS



RECOMMENDED LOADS - PLASTERBOARD - ST STRAP TOGGLE™



$$\frac{N_{RK}}{\gamma_M \cdot \gamma_F} = N_{rec}$$

$\gamma_M = 2.1 \quad \gamma_f = 1.4$

Size	Plasterboard thickness h_{nom}	N_{rec} [kN]	V_{rec} [kN]
12 x M6	12.5mm	0.2	0.2
18 x M8	12.5mm	0.2	0.3

EXTREME®

**MASONRY DRILL BITS
ROUND SHANK
PERCUSSION**

**UNIQUE DESIGN FOR
MAXIMUM DURABILITY
WITH AN ANTI-SLIP SHANK**

2x LONG LIFE



**DCD996
18V XR LI-ION
BRUSHLESS
PREMIUM
HAMMER
DRILL DRIVER**



Visit www.DeWALT.com for more information



HWA HOLLOW WALL ANCHORS

THE CLASSIC METAL FIXING FOR PLASTERBOARD

The HWA hollow wall anchor is an all-metal fixing designed for fast installation into plasterboard.

With a long-lasting anti-corrosion coating, it is able to hold up to 23 kg in hollow walls and is ideal for medium to heavy applications.

Hollow Wall Anchors are optimised for installation using the HWA setting tool which pulls the fixing and folds the arms against the material, giving a secure hold in one action.

The anchor also features a wide head and anti-rotation spikes to prevent spinning in the material.

- Long-lasting anti-corrosion treatment
- Available in a range of diameters and lengths for different plasterboard thicknesses.
- Use the DFM4401000 setting tool for best results
- Detachable head makes it easy to replaster the surface for a smooth finish
- Wide head and anti-rotation spikes

HWA MULTI ALSO AVAILABLE FOR UNIVERSAL APPLICATIONS. SEE PAGE 82

HWA HOLLOW WALL ANCHORS

APPLICATIONS

Medium to heavy duty applications including:

- Coat hooks
- Television brackets
- Curtain poles
- Kitchen cupboards
- Shelves
- Wall lights

MATERIALS



See front cover foldout for details.

PRODUCT OVERVIEW - HWA HOLLOW WALL ANCHORS

NEW



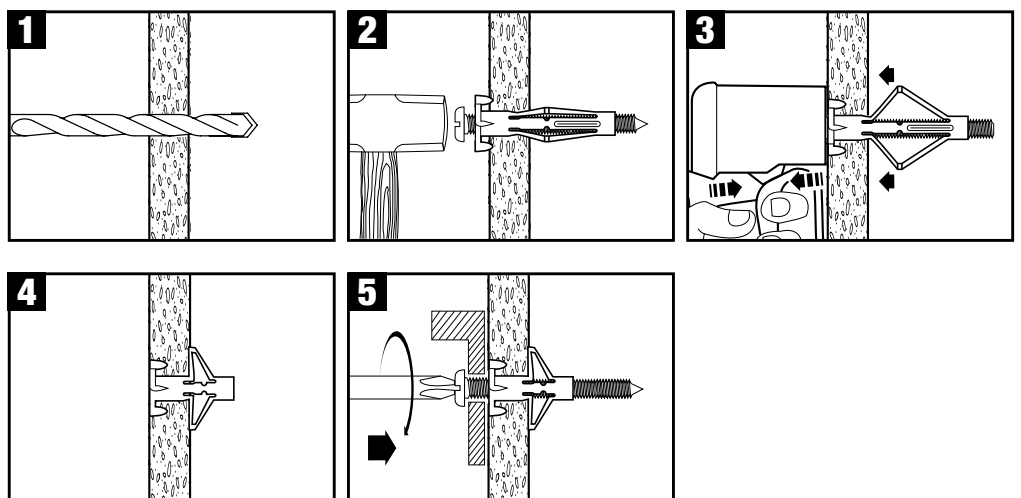
Cat No.	Thread Size [mm]	Length [mm]	Drill Dia. [mm]	Max t_{fix} [mm]	Box	Blister Pack	Pack Qty
DFM4410400	4 x 46		8	21	•		50
DFM441040P	4 x 46		8	21		•	6
DFM4410500	5 x 36		11	17	•		100
DFM441050P	5 x 36		11	17		•	6
DFM4410510	5 x 50		11	22	•		50
DFM441051P	5 x 50		11	22		•	4
DFM4410600	6 x 50		11	22	•		50
DFM441060P	6 x 50		11	22		•	4

PRODUCT OVERVIEW - SETTING TOOL



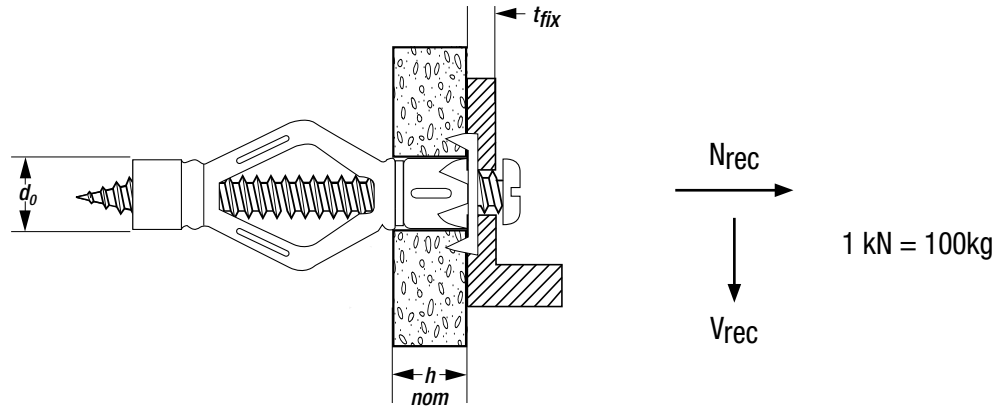
Cat No.	Box	Blister Pack	Pack Qty
DFM4401000		•	1

INSTALLATION INSTRUCTIONS



HWA HOLLOW WALL ANCHORS

TECHNICAL INFORMATION



RECOMMENDED LOADS - PLASTERBOARD - HWA




$$\frac{N_{Rk}}{\gamma_M \cdot \gamma_F} = N_{rec}$$

$\gamma_M = 2.1 \quad \gamma_F = 1.4$

Size	d_0 [mm]	h_{nom} [mm]	$t_{fix\ max}$ [mm]	N_{rec} & V_{rec} [kN]
4 x 46	8	10 to 24	21	0.10
5 x 36	11	10 to 15	17	0.15
5 x 50	11	10 to 15	22	0.19
6 x 50	11	10 to 15	22	0.23

MECHANICAL ANCHORS UNIVERSAL



**HWA MULTI ANCHORS****MULTI-MATERIAL ANCHOR FOR ALL COMMON WALL TYPES**

The HWA Multi is a multi-material fixing, designed for use in all common wall types as well as plasterboard.

Their unique folding mechanism make them extremely versatile and allows them to secure in all common wall types: the arms can fold back against the material for use in hollow walls and plasterboard; expand along its length for solid materials; or twist and expand for use in hollow brick and block.

The anchors are also extremely easy to use and can be installed without the need for a setting tool.

The anchor also features a wide head and anti-rotation spikes to prevent spinning in the material.

- Holds up to 15 kg in hollow walls and solid materials
- Detachable head makes it easy to replaster or fill the surface for a smooth finish
- Engineered with extra grip points for solid fixing
- Long-lasting anti-corrosion treatment

HWA HOLLOW WALL ANCHOR ALSO AVAILABLE FOR PLASTERBOARD. SEE PAGE 78

HWA MULTI ANCHORS

NEW

MECHANICAL ANCHORS

APPLICATIONS

Light to medium duty applications including:

- Coat hooks
- Television brackets
- Kitchen cupboards

MATERIALS



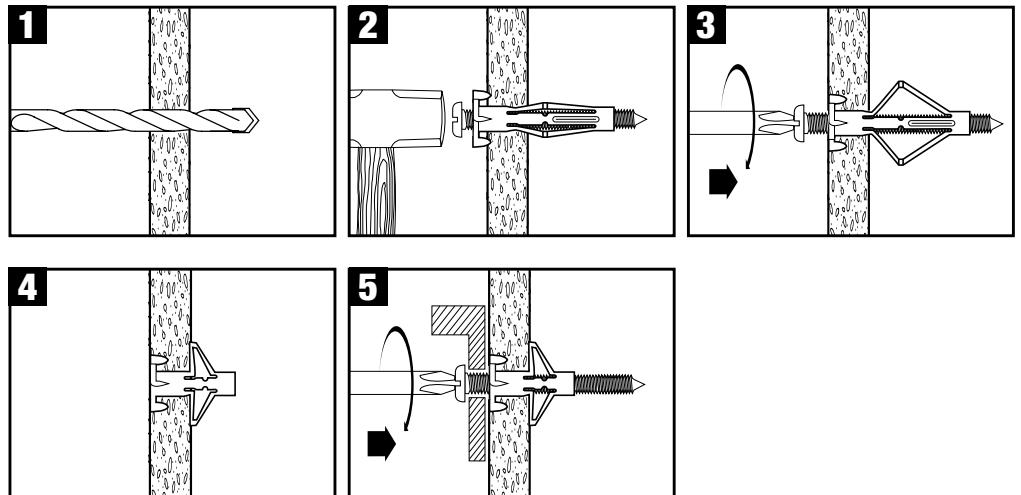
See front cover foldout for details.

PRODUCT OVERVIEW - HWA MULTI ANCHORS

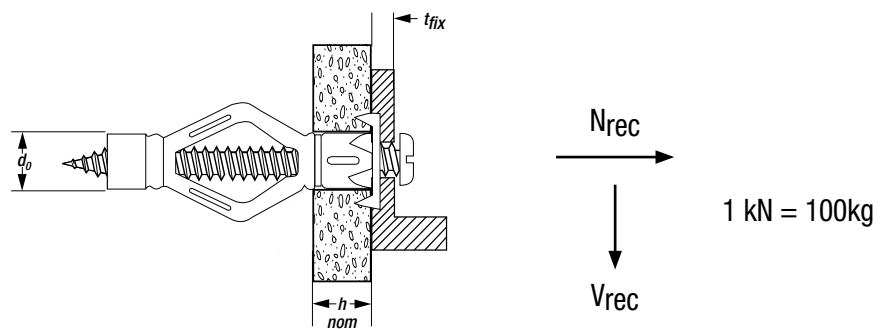


Cat No.	Thread Size [mm]	Length [mm]	Drill Dia. [mm]	Max t_{fix} [mm]	Box	Blister Pack	Pack Qty
DFM4410520	5 x 60	60	10	15	•		50
DFM441052P	5 x 60	60	10	15		•	4

INSTALLATION INSTRUCTIONS



TECHNICAL INFORMATION




RECOMMENDED LOADS - PLASTERBOARD AND CONCRETE - HWA MULTI

$$\frac{N_{Rk}}{\gamma_M \cdot \gamma_F} = N_{rec}$$

$\gamma_M = 2.1 \quad \gamma_f = 1.4$

Size	d_o [mm]	h_{nom} [mm]	t_{fix}^{Max} [mm]	N_{rec} [kN]	V_{rec} [kN]
5 x 60	10	12.5	15	0.15	0.15



FRAMID® PRO UNIVERSAL FRAME ANCHORS

UNIVERSAL FRAME ANCHOR

The **DEWALT® FRAMID® PRO** universal frame anchor is designed for easy installation into a wide range of materials including both solid and hollow substrates. Available with either hex or countersunk heads and a variety of finishes, the anchor includes a high-quality polyamide PA6 plug body.

The large collar of the hex version also provides excellent insulation against water penetration.

- ETAG 020 approved for multiple use in concrete and masonry.
- Fire resistance for fastening of facade systems according to ETAG 020 (Dia 10 mm only).

- Increased load capacity provided by 4 expansion zones and 70mm setting depth.
- Available as zinc plated for indoor use and stainless steel for applications that need a higher corrosion resistance.



HEX HEAD



COUNTERSUNK HEAD

FRAMID® PRO UNIVERSAL FRAME ANCHORS

PRODUCT OVERVIEW - FRAMID® PRO HEX - ZINC PLATED

NEW

MECHANICAL ANCHORS

APPLICATIONS

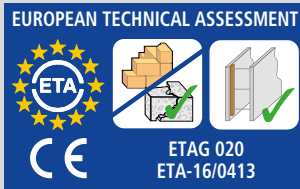
- Facade mounting plates
- Fixing timber to walls
- Supporting brackets
- Pipework brackets
- Window and door frames
- Satellite dish installation

MATERIALS



See front cover foldout for details.

APPROVALS



*Dia 10 mm only



Cat No.									Pack Qty
		Dia. [mm]	Length [mm]	Head Size [mm]	Fitment [mm]	Max t _{fix} [mm]	Box	Blister Pack	
DFM3540000	•		10x80	13	T40	10	•		50
DFM354000P	•		10x80	13	T40	10		•	4
DFM3540010	•		10x100	13	T40	30	•		50
DFM354001P	•		10x100	13	T40	30		•	4
DFM3540020	•		10x120	13	T40	50	•		50
DFM354002P	•		10x120	13	T40	50		•	4
DFM3540030	•		10x140	13	T40	70	•		50
DFM354003P	•		10x140	13	T40	70		•	4
DFM3540040	•		10x160	13	T40	90	•		25
DFM354004P	•		10x160	13	T40	90		•	4
DFM3540050	•		10x180	13	T40	110	•		25
DFM3540060	•		10x200	13	T40	130	•		25
DFM3540070	•		10x230	13	T40	160	•		25

FRAMID® PRO UNIVERSAL FRAME ANCHORS

APPLICATIONS


- Facade mounting plates
- Fixing timber to walls
- Supporting brackets
- Pipework brackets
- Window and door frames
- Satellite dish installation

MATERIALS



See front cover foldout for details.

APPROVALS



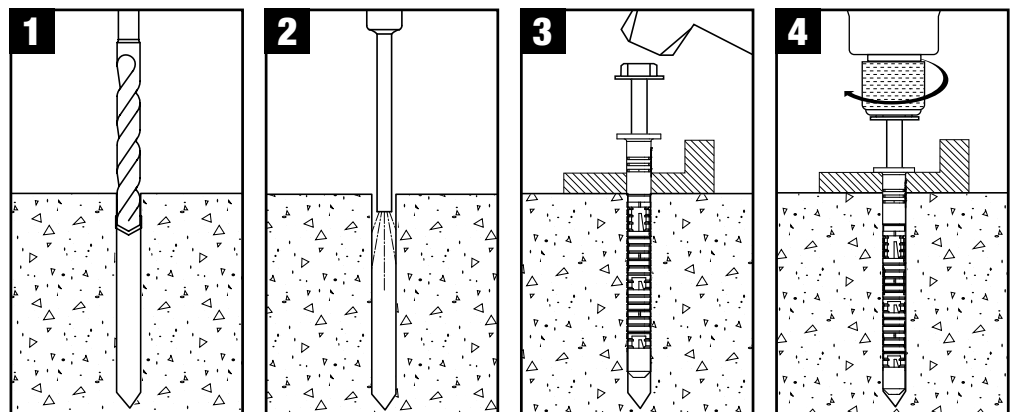
*Dia 10 mm only

PRODUCT OVERVIEW - FRAMID® PRO HEX - A4 STAINLESS STEEL

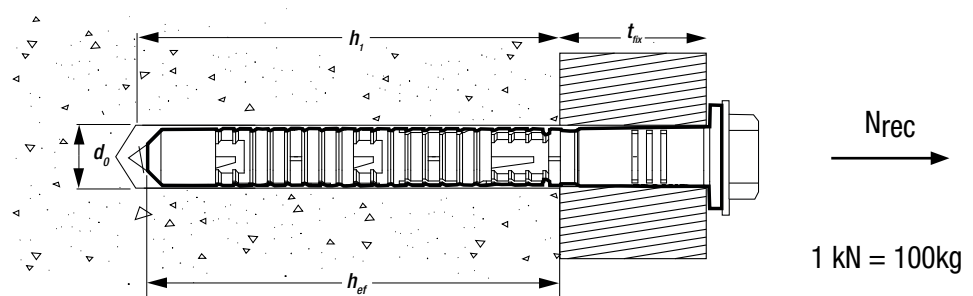


Cat No.	ETA	Dia. [mm]	Length [mm]	Head Size [mm]	Fitment [mm]	Max t_{fix} [mm]	Box	Blister Pack	Pack Qty
DFM3540840	•	10	80	13	T40	10	•		50
DFM3540850	•	10	100	13	T40	30	•		50
DFM3540860	•	10	120	13	T40	50	•		50
DFM3540870	•	10	140	13	T40	70	•		50
DFM3540880	•	10	160	13	T40	90	•		25
DFM3540890	•	10	180	13	T40	110	•		25
DFM3540900	•	10	200	13	T40	130	•		25
DFM3540910	•	10	230	13	T40	160	•		25

INSTALLATION INSTRUCTIONS



TECHNICAL INFORMATION



ALLOWABLE LOADS - UNCRACKED AND CRACKED CONCRETE - FRAMID® PRO HEX HEAD



$$\frac{N_{Rk}}{\gamma_M \cdot \gamma_F} = N_{all}$$

$$\gamma_f = 1.4$$

Base Material	d_0 [mm]	Drilling method	h_1 [mm]	h_{ef} [mm]	N_{rec} [kN]
Concrete \geq C20/25	10	hammer	80	70	1.6

FRAMID® PRO UNIVERSAL FRAME ANCHORS

APPLICATIONS


- Facade mounting plates
- Timber to walling
- Supporting brackets
- Pipework brackets
- Window and door frames
- Satellite dish installation

MATERIALS



See front cover foldout for details.

APPROVALS



*Dia 10 mm only

PRODUCT OVERVIEW - FRAMID® PRO COUNTERSUNK - ZINC PLATED



Cat No.		Dia. [mm]	Length [mm]	Fitment [mm]	Max t _{fix} [mm]	Box	Blister Pack	Pack Qty
DFM3540390	•	10 x 80	T40	10	•			50
DFM354039P	•	10 x 80	T40	10		•		4
DFM3540400	•	10 x 100	T40	30	•			50
DFM354040P	•	10 x 100	T40	30			•	4
DFM3540410	•	10 x 120	T40	50	•			50
DFM354041P	•	10 x 120	T40	50			•	4
DFM3540420	•	10 x 140	T40	70	•			50
DFM354042P	•	10 x 140	T40	70			•	4
DFM3540430	•	10 x 160	T40	90	•			25
DFM354043P	•	10 x 160	T40	90			•	4
DFM3540440	•	10 x 180	T40	110	•			25
DFM3540450	•	10 x 200	T40	130	•			25
DFM3540460	•	10 x 230	T40	160	•			25
DFM3540470	•	10 x 260	T40	190	•			25
DFM3540480	•	10 x 300	T40	230	•			25

XLR®

SDS-plus®
CARBIDE DRILL BITS
 FOR FAST INSTALLATION
 FROM 5-14 MM DIAMETER



XR FLEX VOLT®

DCH334
 54V XR
 FLEXVOLT
 SDS-plus®
 HAMMER



See page 6 for more information

FRAMID® PRO UNIVERSAL FRAME ANCHORS

MECHANICAL ANCHORS

APPLICATIONS

- Facade mounting plates
- Timber to walling
- Supporting brackets
- Pipework brackets
- Window and door frames
- Satellite dish installation

MATERIALS



See front cover foldout for details.

APPROVALS - SS Only



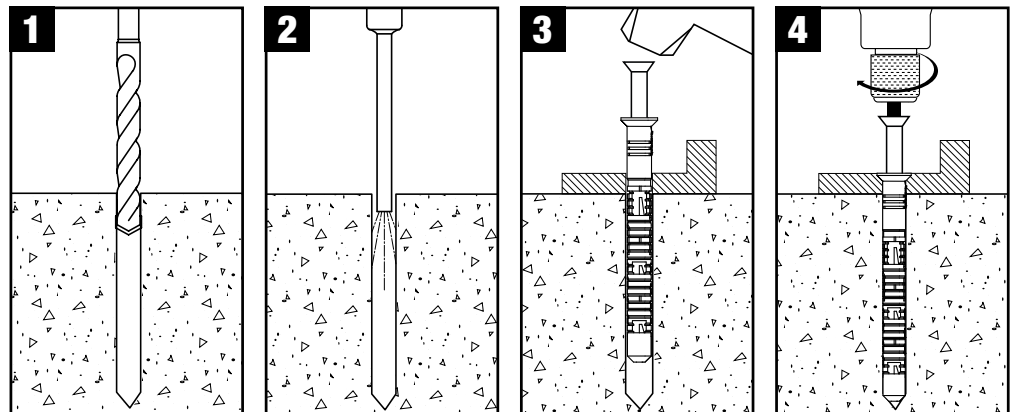
*Dia 10 mm only

PRODUCT OVERVIEW - FRAMID® PRO COUNTERSUNK - A4 STAINLESS STEEL



Cat No.	Dia. [mm]	Length [mm]	Fitment [mm]	Max t _{ex} [mm]	Box	Blister Pack	Pack Qty
DFM3540920	• 10 x 80	T40	10	•	50		
DFM3540930	• 10 x 100	T40	30	•	50		
DFM3540940	• 10 x 120	T40	50	•	50		
DFM3540950	• 10 x 140	T40	70	•	50		
DFM3540960	• 10 x 160	T40	90	•	25		
DFM3540970	• 10 x 180	T40	110	•	25		
DFM3540980	• 10 x 200	T40	130	•	25		
DFM3540990	• 10 x 230	T40	160	•	25		

INSTALLATION INSTRUCTIONS



EXTREME®

**MASONRY DRILL BITS
ROUND SHANK
PERCUSSION**

**UNIQUE DESIGN FOR
MAXIMUM DURABILITY
WITH AN ANTI-SLIP SHANK**

2x LONG LIFE



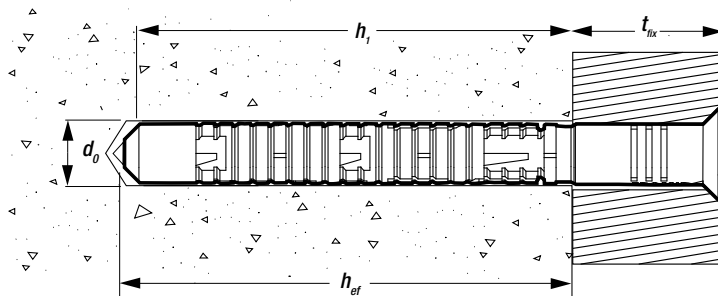

**DCD996
18V XR LI-ION
BRUSHLESS
PREMIUM
HAMMER
DRILL DRIVER**



Visit www.DeWALT.com for more information

FRAMID® PRO UNIVERSAL FRAME ANCHORS

TECHNICAL INFORMATION



N_{rec}
 →
 1 kN = 100kg

MECHANICAL ANCHORS

ETA ALLOWABLE LOADS - UNCRACKED AND CRACKED CONCRETE - FRAMID® PRO COUNTERSUNK



$$\frac{N_{Rk}}{\gamma_M \cdot \gamma_F} = N_{all}$$



$\gamma_f = 1.4$

Base Material	d_o [mm]	Drilling method	h_1 [mm]	h_{ef} [mm]	N_{rec} [kN]
Concrete \geq C20/25	10	hammer	80	70	1.6

XLR®

SDS-plus®
CARBIDE DRILL BITS
 FOR FAST INSTALLATION
 FROM 5-14 MM DIAMETER



XR FLEX VOLT®

DCH334
 54V XR
 FLEXVOLT
 SDS-plus®
 HAMMER



See page 6 for more information

TAPPER-PRO SCREWS

MECHANICAL ANCHORS

DESCRIPTION

- One-piece self-tapping concrete screw for use in a variety of base materials including wood
- Features a corrosion resistant Perma-Seal™ coating and an optimised thread design for low installation torque. The screw also incorporates a gimlet drill point for wood (no pre-drilling required)

APPLICATIONS

- Screen enclosures
- Exterior metal lighting
- Storm shutters
- Marine applications

MATERIALS



See front cover foldout for details.

APPROVALS



PRODUCT OVERVIEW - TAPPER-PRO HEX HEAD SCREWS - PERMA-SEAL™



Cat No.	Thread Size [mm]	Length [mm]	Drill Dia. [mm]	Max t _{fix} [mm]	Box	Blister Pack	Pack Qty
DWT1400100*	6.3 x 32		4.8**	7***	•		100
DWT140010P*	6.3 x 32		4.8**	7***		•	5
DWT1400150*	6.3 x 45		4.8**	1	•		100
DWT140015P*	6.3 x 45		4.8**	1		•	5
DWT1400200*	6.3 x 57		4.8**	13	•		100
DWT140020P*	6.3 x 57		4.8**	13		•	5
DWT1400250*	6.3 x 70		4.8**	26	•		100
DWT1400300*	6.3 x 82		4.8**	38	•		100

*Please refer to the Technical Manual and ICC-ES ESR Report for correct installation instructions. **5.0mm drill diameter may be used, on the understanding that the 'Recommended Loads' are no longer applicable. ***Reduced embedment depth of 25mm, not suitable for ICC-ES approval.

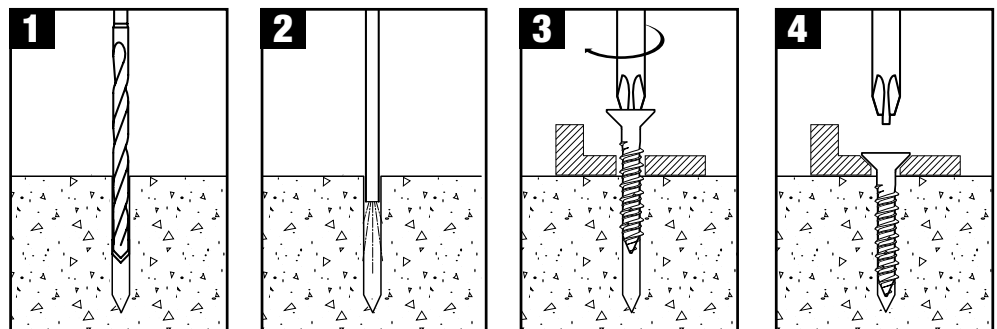
PRODUCT OVERVIEW - TAPPER-PRO COUNTERSUNK SCREWS - PERMA-SEAL™



Cat No.	Thread Size [mm]	Length [mm]	Drill Dia. [mm]	Max t _{fix} [mm]	Box	Blister Pack	Pack Qty
DWT1410650*	4.8 x 57		4	13	•		100
DWT1410700*	4.8 x 70		4	26	•		100
DWT1410850*	4.8 x 101		4	57	•		100
DWT1410100*	6.3 x 32		4.8**	7***	•		100
DWT1410150*	6.3 x 45		4.8**	1	•		100
DWT1410200*	6.3 x 57		4.8**	13	•		100
DWT1410250*	6.3 x 70		4.8**	26	•		100
DWT1410300*	6.3 x 82		4.8**	38	•		100
DWT1410400*	6.3 x 101		4.8**	57	•		100
DWT141040P*	6.3 x 101		4.8**	57		•	5
DWT1410450*	6.3 x 127		4.8**	83	•		100
DWT141045P*	6.3 x 127		4.8**	83		•	5

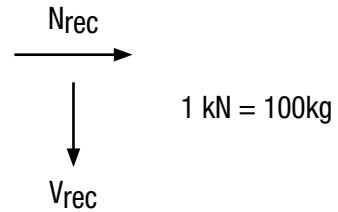
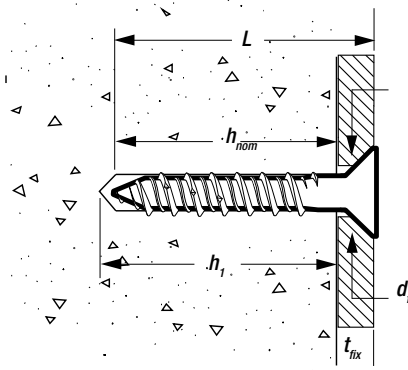
*Please refer to the Technical Manual and ICC-ES ESR Report for correct installation instructions. **5.0mm drill diameter may be used, on the understanding that the 'Recommended Loads' are no longer applicable. ***Reduced embedment depth of 25mm, not suitable for ICC-ES approval.

INSTALLATION INSTRUCTIONS



TAPPER-PRO SCREWS

TECHNICAL INFORMATION



RECOMMENDED LOADS - UNCRACKED CONCRETE - TAPPER-PRO

$$\frac{N_{Rk}}{\gamma_M \cdot \gamma_F} = N_{rec}$$

$\gamma_M = 2.1 \quad \gamma_F = 1.4$

Size - Thread x L [mm]	h_{nom} [mm]	h_1 [mm]	d_f [mm]	t_{fix} [mm]	N_{rec} [kN]
HEX HEAD					
6.3 x 32	25	35	7	7	0.6
6.3 x 45	25	35	7	20	0.6
6.3 x 57	44	54	7	13	1.4
6.3 x 70	44	54	7	26	1.4
6.3 x 82	44	54	7	38	1.4
COUNTERSUNK					
4.8 x 57	25	35	6	32	0.4
4.8 x 70	44	54	6	26	0.8
4.8 x 101	44	54	6	57	0.8
6.3 x 32	25	35	7	7	0.6
6.3 x 45	25	35	7	20	0.6
6.3 x 57	44	54	7	13	1.4
6.3 x 70	44	54	7	26	1.4
6.3 x 82	44	54	7	38	1.4
6.3 x 101	44	54	7	57	1.4
6.3 x 127	44	54	7	83	1.4

XLR[®]

SDS-plus[®]
CARBIDE DRILL BITS
 FOR FAST INSTALLATION
 FROM 5-14 MM DIAMETER



XR FLEX VOLT[®]

DCH334
54V XR
FLEXVOLT
SDS-plus[®]
HAMMER



See page 6 for more information

ISO METAL INSULATION FIXINGS

MECHANICAL ANCHORS

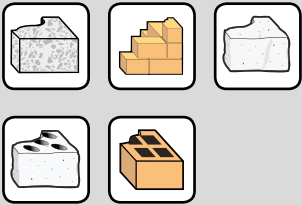
DESCRIPTION

- One piece metal insulation fixing
- Time saving design using simple hammer set installation

APPLICATIONS

- For fixing insulation materials beneath cladding / facade panels where non-flammable materials are specified

MATERIALS



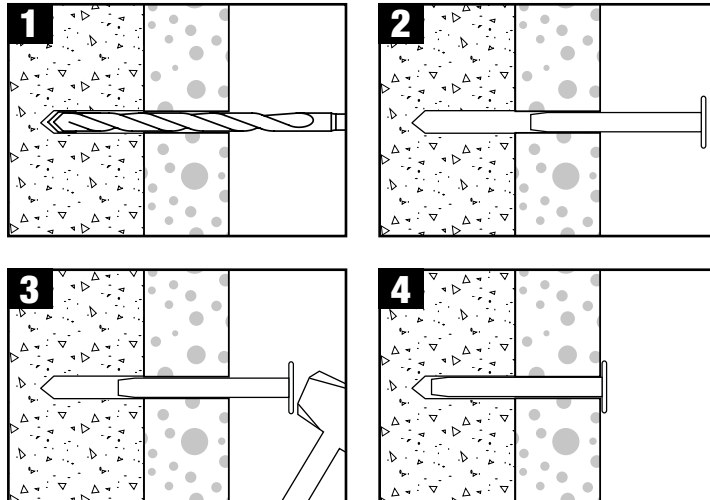
See front cover foldout for details.

PRODUCT OVERVIEW - ISO ZINC PLATED



Cat No.	Drill Dia. [mm]	Length [mm]	Max t _{fix} [mm]	Head Dia. [mm]	Box	Blister Pack	Pack Qty
DFM3150000	8 x 90	40	35	•		50	
DFM3150050	8 x 110	60	35	•		50	
DFM3150100	8 x 140	90	35	•		50	
DFM3150150	8 x 170	120	35	•		50	

INSTALLATION INSTRUCTIONS



EXTREME[®]

**MASONRY DRILL BITS
ROUND SHANK
PERCUSSION**

**UNIQUE DESIGN FOR
MAXIMUM DURABILITY
WITH AN ANTI-SLIP SHANK**

2x LONG LIFE



**DCD996
18V XR LI-ION
BRUSHLESS
PREMIUM
HAMMER
DRILL DRIVER**



Visit www.DeWALT.com for more information

PX-U UNIVERSAL PLUGS

NEW

MECHANICAL ANCHORS

DESCRIPTION

- Nylon universal fixing
- Expansion in solid building materials, reliable knot formation in all hollow building materials
- Suitable for wood and chipboard screws

APPLICATIONS

General light duty fittings including:

- Pictures
- Skirting
- Curtain rails
- Motion sensors

MATERIALS



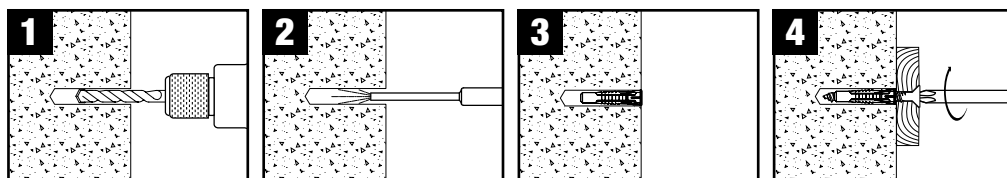
See front cover foldout for details.

PRODUCT OVERVIEW

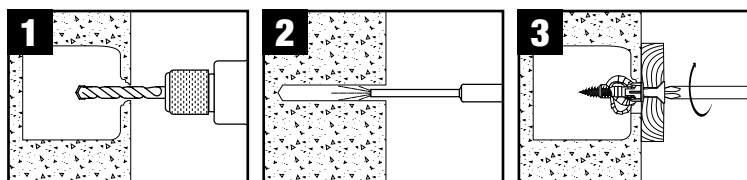


Cat No.	Drill Dia. [mm]	Length [mm]	Box	Blister Pack	Pack Qty
DFM3461000	6	30	•		100
DFM346100P	6	30		•	20
DFM3461050	8	40	•		100
DFM346105P	8	40		•	10
DFM3461100	10	50	•		100
DFM346110P	10	50		•	6

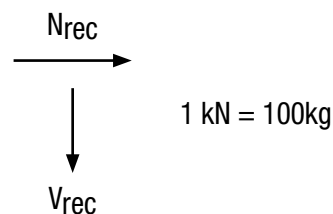
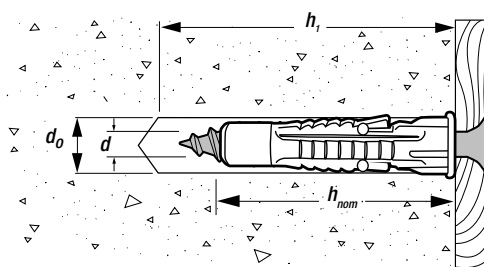
INSTALLATION INSTRUCTIONS (SOLID MATERIAL)



INSTALLATION INSTRUCTIONS (HOLLOW MATERIAL)



TECHNICAL INFORMATION



RECOMMENDED LOADS - UNCRACKED CONCRETE - PX-U



$$\frac{N_{Rk}}{\gamma_M \cdot \gamma_F} = N_{rec}$$

$\gamma_M = 2.1 \quad \gamma_F = 1.4$

Size = d ₀ x Length [mm]	d [mm]	h _{nom} [mm]	h ₁ [mm]	N _{rec} & V _{rec} (kN)
6 x 30	4 to 5	30	40	0.2
8 x 40	4.5 to 6	40	50	0.3
10 x 50	7 to 8	50	60	0.5



WALL DOG® SCREW ANCHORS

MULTI-MATERIAL FASTENER - NO PLUG, ALL STEEL, MULTI-PURPOSE

Non combustible all metal fixings for fixed and demountable cable trays, sockets and conduit. Fully compliant with the latest fire safety Wiring Regulations BS 7671:2008 from the Institution of Engineering and Technology.

- An all steel, tension-free, one piece, threaded fastener
- Use to fasten various fixtures directly to plasterboard, wood, concrete, sand-lime stone or brickwork
- Multi-material fastener - no plugs required*
- No pre-drilling required in wood and plasterboard
- Approved by D-Line® for use with the Safe-D Clip® system
- Quick and easy to install
- Non combustible
- Fire safety - complies with amendment 3 of the Institution of Engineering and Technology new wiring regulations

*4mm pre-drilled hole may be required in some masonry materials. Site test is recommended to determine suitability.



WALL DOG® SCREW ANCHORS

DESCRIPTION

- An all steel, expansion free, one piece, threaded fastener
- Use to fasten fixtures directly to plasterboard, wood, concrete, sand-lime stone or brickwork
- No plug needed
- No pre-drilling required in wood and plasterboard*
- Approved by D-Line® for use with the Safe-D Clip® system

APPLICATIONS

Light to medium duty applications including:

- Curtain tracks
- Electrical sockets and switches, trunking, back boxes and conduit
- Installing fire clips

MATERIALS



See front cover foldout for details.

*4mm pre-drilled hole may be required in some masonry materials. Site test is recommended to determine suitability.

PRODUCT OVERVIEW - COUNTERSUNK



Cat No.	Head Colour	Length [mm]	Head Size [mm]	Max t _{fix} [mm]	Box	Blister Pack	Pack Qty
DFM424000P	White	32	8	3		•	100
DFM424050P	White	32	8	3		•	10
DFM424015P	Chrome	32	8	3		•	100
DFM424055P	Chrome	32	8	3		•	10

PRODUCT OVERVIEW - PAN HEAD



Cat No.	Head Colour	Length [mm]	Head Size [mm]	Max t _{fix} [mm]	Box	Blister Pack	Pack Qty
DFM425000P	White	32	8	3		•	100
DFM425050P	White	32	8	3		•	10
DFM425005P	Chrome	32	8	3		•	100
DFM425055P	Chrome	32	8	3		•	10

PRODUCT OVERVIEW - COUNTERSUNK - T25 RECESS

NEW



Cat No.	Head Colour	Length [mm]	Head Size [mm]	Max t _{fix} [mm]	Box	Blister Pack	Pack Qty
DFM4230025	Chrome	50	9	21	•		100
DFM4230070	Chrome	70	9	41	•		100

PRODUCT OVERVIEW - PAN HEAD - T25 RECESS

NEW

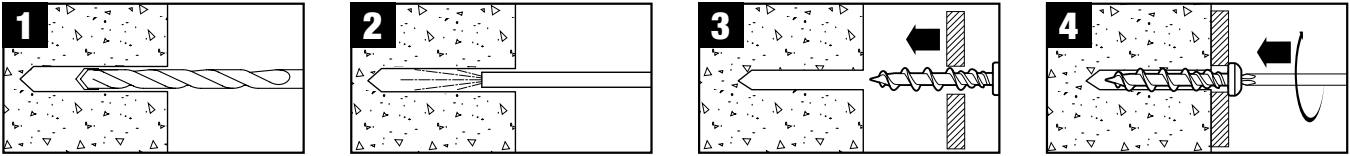


Cat No.	Head Colour	Length [mm]	Head Size [mm]	Max t _{fix} [mm]	Box	Blister Pack	Pack Qty
DFM4260025	Chrome	50	9	21	•		100
DFM4260070	Chrome	70	9	41	•		100

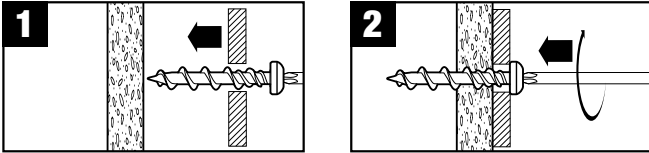
MECHANICAL ANCHORS

WALL DOG® SCREW ANCHORS

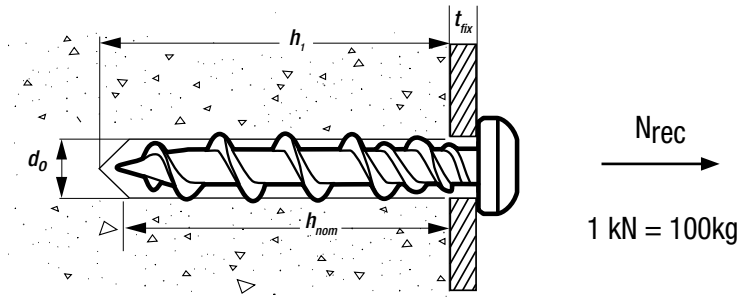
INSTALLATION INSTRUCTIONS (SOLID MATERIAL)



INSTALLATION INSTRUCTIONS (HOLLOW MATERIAL)



TECHNICAL INFORMATION



RECOMMENDED LOADS - UNCRACKED CONCRETE - WALL DOG®



$$\frac{N_{Rk}}{\gamma_M \cdot \gamma_F} = N_{rec}$$

$\gamma_M = 2.1 \quad \gamma_F = 1.4$

Size	h_{nom} [mm]	h_1 [mm]	d_o [mm]	t_{fix} [mm]	N_{rec} [kN]
CSK-32-Chrome	29	35	5	3	0.3
CSK-32-White	29	35	5	3	0.3
PAN-32-Chrome	29	35	5	3	0.3
PAN-32-White	29	35	5	3	0.3
CSK-50 T25-Chrome	29	35	5	21	0.3
CSK-70 T25-Chrome	29	35	5	41	0.3
PAN-50 T25-Chrome	29	35	5	21	0.3
PAN-70 T25-Chrome	29	35	5	41	0.3

EXTREME®

**MASONRY DRILL BITS
ROUND SHANK
PERCUSSION**

**UNIQUE DESIGN FOR
MAXIMUM DURABILITY
WITH AN ANTI-SLIP SHANK**

2x LONG LIFE



**DCD996
18V XR LI-ION
BRUSHLESS
PREMIUM
HAMMER
DRILL DRIVER**



Visit www.DeWALT.com for more information

SHARKIE™ PLASTIC WALL ANCHORS

DESCRIPTION

- Multi-purpose wall anchor
- The anchor moulds and conforms exactly to the surface of the hole
- Won't spin or countersink into the hole

APPLICATIONS

General light duty fittings including:

- Shelving
- Bathroom accessories
- Flat screen TV brackets
- Draperies
- Curtain rods and blinds

MATERIALS



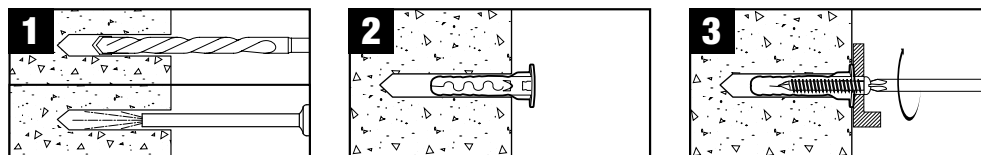
See front cover foldout for details.

PRODUCT OVERVIEW

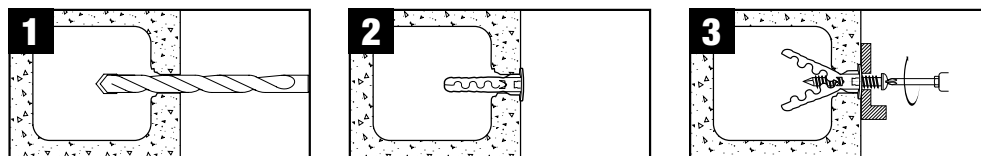


Cat No.	Drill Dia. [mm]	Length [mm]	Box	Blister Pack	Pack Qty
DFM4460050		6 x 30	•		100
DFM4460100		8 x 40	•		100

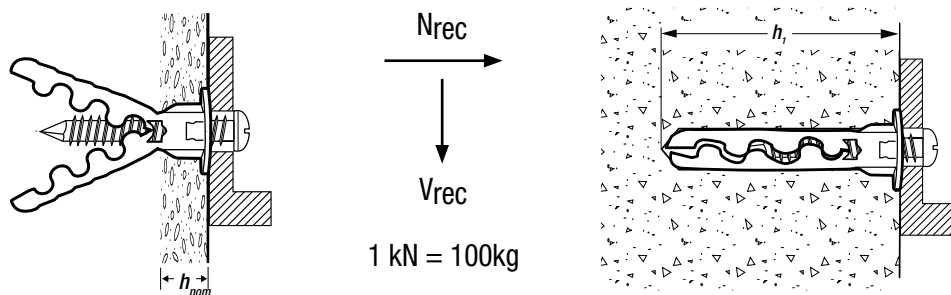
INSTALLATION INSTRUCTIONS (SOLID MATERIAL)



INSTALLATION INSTRUCTIONS (HOLLOW MATERIAL)



TECHNICAL INFORMATION



RECOMMENDED LOADS - UNCRACKED CONCRETE - SHARKIE™

$$\frac{N_{Rk}}{\gamma_M \cdot \gamma_F} = N_{rec}$$

$\gamma_M = 2.1 \quad \gamma_f = 1.4$

Size - Drill Dia. x Length [mm]	Screw dia	h_{nom} [mm]	h_1 [mm]	N_{rec} [kN]
6 x 30	4	27	35	0.20
8 x 40	4	37	45	0.24

RECOMMENDED LOADS - PLASTERBOARD - SHARKIE™

$$\frac{N_{Rk}}{\gamma_M \cdot \gamma_F} = N_{rec}$$

12.5mm
 $\gamma_M = 2.1 \quad \gamma_f = 1.4$

Size - Drill Dia. x Length [mm]	h_{nom} [mm]	N_{rec} [kN]
6 x 30	12.5	0.05
8 x 40	12.5	0.06

VERTIGO™ HANGERS

MECHANICAL ANCHORS

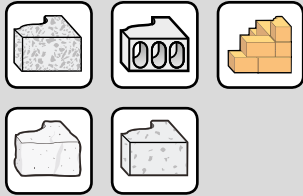
DESCRIPTION

- All steel self-tapping threaded fastening system
- For suspending steel threaded rod vertically overhead

APPLICATIONS

- Hanging pipes
- Sprinkler systems
- Lighting systems
- Suspended ceilings

MATERIALS



See front cover foldout for details.

PRODUCT OVERVIEW - CONCRETE HANGER - ZINC PLATED



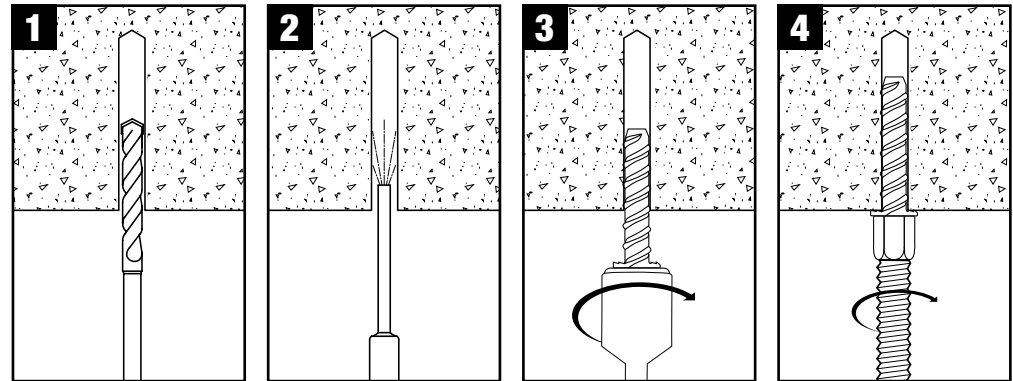
USE THE CORRECT SETTING TOOL
- SEE PAGE 101 FOR DETAILS



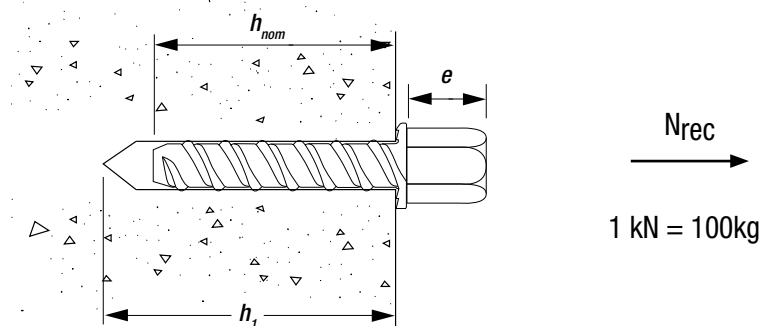
Cat No.	Thread Size [mm]	Length [mm]	Head Length [mm]	Drill Dia. [mm]	Head Size [mm]	Box	Blister Pack	Pack Qty
DFM2220050	M8 x 39	16	16	6.5*	13	•		50
DFM2220100	M10 x 39	16	16	6.5*	13	•		50

*ANSI bit size 1/4"

INSTALLATION INSTRUCTIONS



TECHNICAL INFORMATION



RECOMMENDED LOADS - UNCRACKED CONCRETE - VERTIGO™ CONCRETE HANGER - ZINC PLATED



$$\frac{N_{Rk}}{\gamma_M \cdot \gamma_F} = N_{rec}$$

$\gamma_M = 2.1 \quad \gamma_F = 1.4$

Size - Thread x h_{nom} [mm]	h_1 [mm]	e_{min} [mm]	N_{rec} (kN)
M8 x 39	49	12	1.3
M10 x 39	49	12	1.3

VERTIGO™ HANGERS

DESCRIPTION

- One-piece, all steel threaded fastening system for suspending steel threaded rod
- Self-tapping
- Specifically designed for wood frame columns and beams

APPLICATIONS

- Hanging pipes
- Sprinkler systems
- Lighting systems
- Suspended ceilings

MATERIALS



See front cover foldout for details.

PRODUCT OVERVIEW - WOOD HANGER - ZINC PLATED

NEW

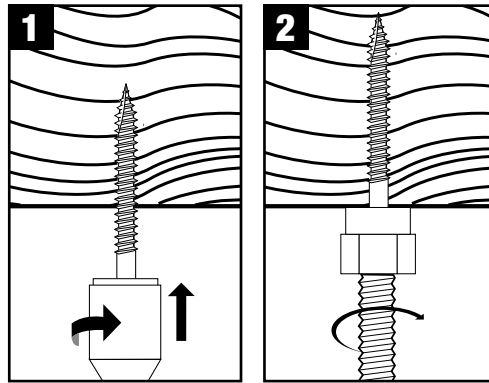


USE THE CORRECT SETTING TOOL
- SEE PAGE 101 FOR DETAILS

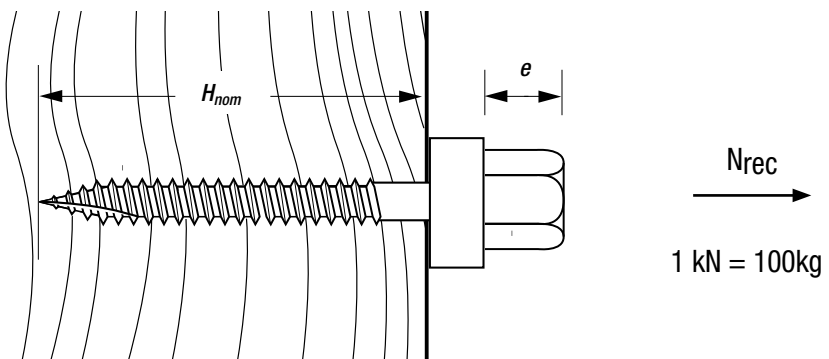


Cat No.	Thread Size [mm]	Length [mm]	Head Length [mm]	Head Size [mm]	Box	Blister Pack	Pack Qty
DFM2250050	M8 x 50		20	16	•		100
DFM2250100	M10 x 50		20	16	•		100

INSTALLATION INSTRUCTIONS



TECHNICAL INFORMATION



RECOMMENDED LOADS - VERTIGO™ WOOD HANGER - ZINC PLATED



$$\frac{N_{Rk}}{\gamma_M \cdot \gamma_F} = N_{rec}$$

$\gamma_M = 2.1 \quad \gamma_F = 1.4$

Size = Thread x h ₁ [mm]	e _{min} [mm]	N _{rec} [kN]
M6 x 50	10	1.3
M8 x 50	10	1.3
M10 x 50	10	1.3

VERTIGO™ HANGERS

MECHANICAL ANCHORS

DESCRIPTION

- All steel threaded fastening system for suspending steel threaded rod
- Specifically designed for steel bar joists and beams

APPLICATIONS

- Hanging pipes
- Sprinkler systems
- Lighting systems
- Suspended ceilings

MATERIALS



See front cover foldout for details.

PRODUCT OVERVIEW - STEEL HANGER - ZINC PLATED

NEW

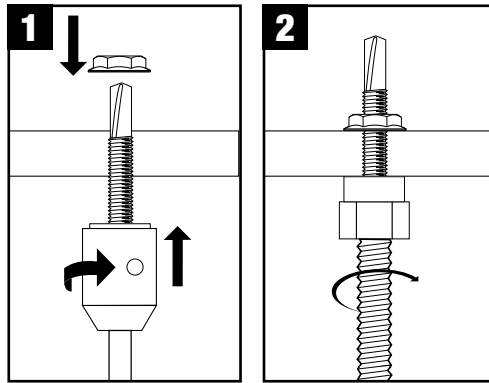


USE THE CORRECT SETTING TOOL - SEE PAGE 101 FOR DETAILS

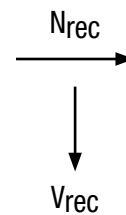
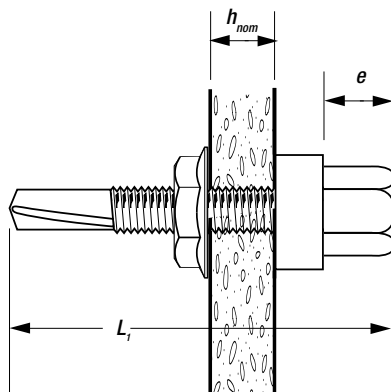


Cat No.	Thread Size [mm]	Length [mm]	Head Length [mm]	Head Size [mm]	Box	Blister Pack	Pack Qty
DFM2230100	M8 x 25		20	16	•		100
DFM2230150	M8 x 32		20	16	•		100

INSTALLATION INSTRUCTIONS



TECHNICAL INFORMATION



1 kN = 100kg

RECOMMENDED LOADS - VERTIGO™ STEEL HANGER - ZINC PLATED



$$\frac{N_{RK}}{\gamma_M \cdot \gamma_F} = N_{rec}$$

$\gamma_M = 2.1 \quad \gamma_f = 1.4$

Size = Thread x L ₁ [mm]	h _{nom} [mm]	e _{min} [mm]	N _{rec} [kN]
M8 x 25	2-5	10	1.3
M8 x 32	2-5	10	1.3

VERTIGO™ INSTALLATION TOOLS

DESCRIPTION

- Installation tools for Vertigo Hangers

PRODUCT OVERVIEW - INSTALLATION TOOL FOR CONCRETE



Cat No.	Type	Box	Blister Pack	Pack Qty
DFM2200100	Concrete M8/M10	•		5

PRODUCT OVERVIEW - INSTALLATION TOOL FOR WOOD AND STEEL

NEW



Cat No.	Type	Box	Blister Pack	Pack Qty
DFM2200000	Wood and steel	•		5

**ADHESIVE
ANCHORS**



ADHESIVE ANCHORS AND ACCESSORIES FOR EVERY APPLICATION.

The **DeWALT**® adhesive anchors range offers high performance, stress free fixing into brickwork, block work and concrete.

WORKING PRINCIPLES

Best suited for high load applications, the resulting bond between stud and resin is often stronger than the base material itself. The low expansion and splitting forces when the anchor is prestressed or loaded allow small edge distances and spacings.

This makes them ideal for close to edge fixing, close spacing and use in concrete of unknown quality or low compressive strength.

Each **DeWALT**® adhesive anchor is specifically formulated to provide a unique set of properties to suit various applications. Load capacities will depend on base material strength and integrity, stud or rebar specification and embedment depths.

For full technical information and to download the relevant approval and certification documentation please visit www.DeWALT.com.

PURE EPOXY ANCHORS



PURE150-PRO

- High thermal and high mechanical loading properties
- Outstanding resistance to chemicals
- Approved for use in both cracked and uncracked concrete
- Suitable for diamond drilled holes
- Suited to wet conditions/water filled holes and poor site conditions

VINYLESTER ANCHORS



AC100-PRO

- Good thermal and high mechanical loading properties
- Styrene free vinylester anchor
- Faster curing times
- High adhesive resistance, especially in alkaline conditions
- Suited to wet conditions/water filled holes
- Approved for a wide range of base materials

POLYESTER ANCHORS



PV45-PRO

- Quick curing
- Suited to a wide range of base materials
- Cost-effective solution
- Low odour formulation
- Suitable for indoor / dry environments

TYPICAL SETTING TIMES (AT 10°C)



TYPE	PV45-PRO	AC100-PRO	PURE150-PRO
GEL	20 min	15 min	90 min
DRY	100 min	80 min	30 h
WET	Not suitable	160 min	60 h

PURE150-PRO PURE EPOXY ANCHOR

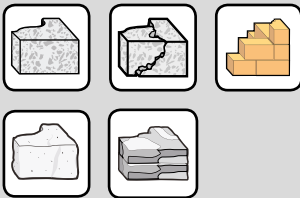
ADHESIVE ANCHORS

DESCRIPTION

- Pure epoxy mortar with ETA-Option1 approval, for use in cracked and uncracked concrete
- Approved for overhead applications (Option1/Core Drill) and water filled holes (Option1)
- The cracked concrete approval is valid for fixing with standard threaded rods and rebars
- Approved for diamond drilled holes
- Approved for seismic loads according to category C1 and C2 (M12 and M16)
- Includes mixing nozzle and extension

24 MONTHS
24 months shelf life

MATERIALS



See front cover foldout for details.

APPROVALS

EUROPEAN TECHNICAL ASSESSMENT

ETAG 001 - Option 1
ETA-12/0605

EUROPEAN TECHNICAL ASSESSMENT

ETAG 001 - Core Drill
ETA-12/0606

EUROPEAN TECHNICAL ASSESSMENT

EOTA TR 023 - PI Rebar
ETA-13/0049

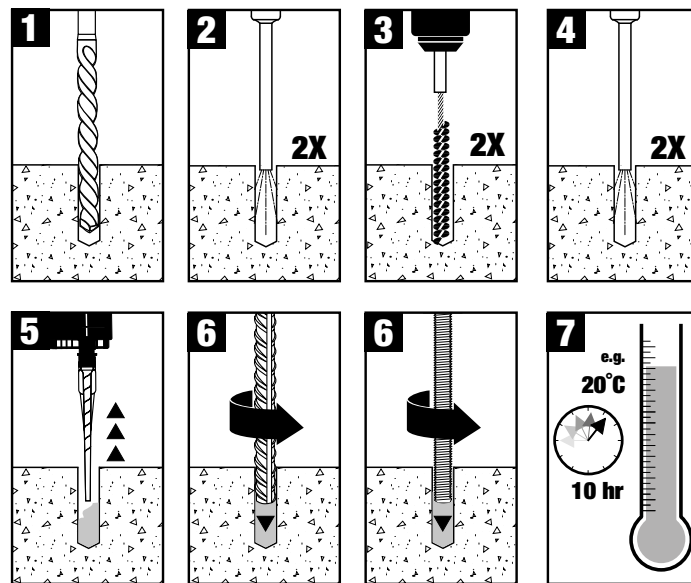


PRODUCT OVERVIEW

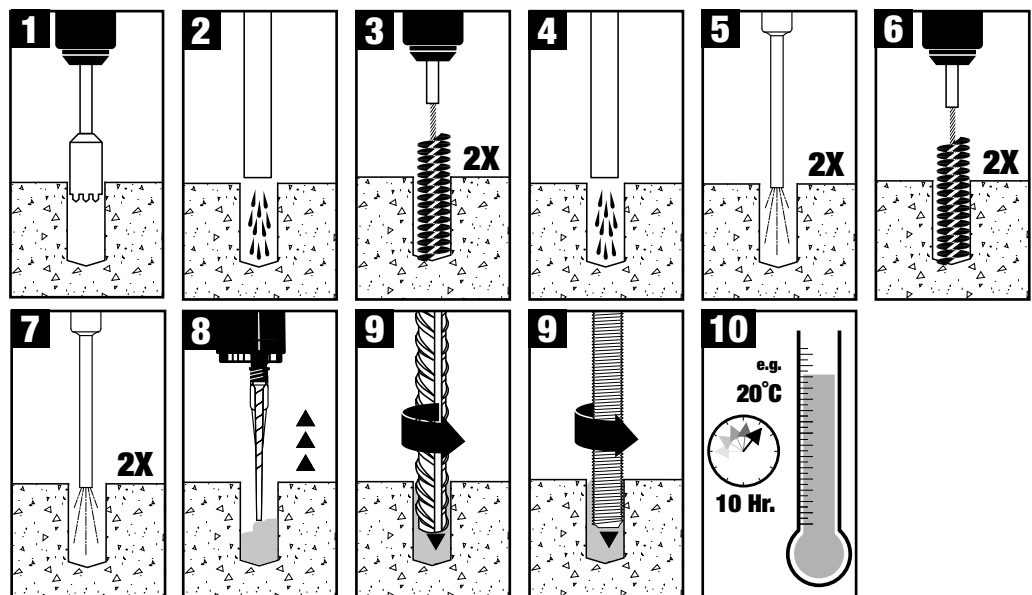


Cat No.	Cartridge Size [ml]	Box	Blister Pack	Pack Qty
DFC1110050	585			1

INSTALLATION INSTRUCTIONS - HAMMER DRILL



INSTALLATION INSTRUCTIONS - CORE DRILL

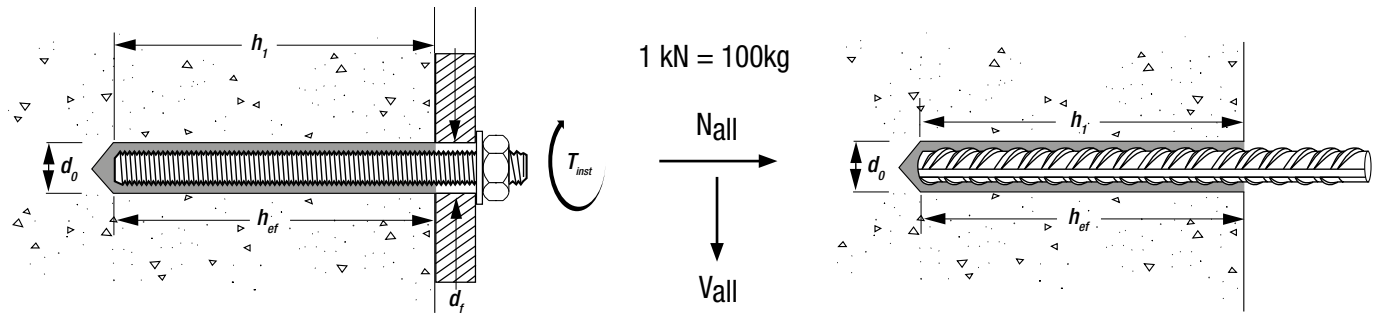


PURE150-PRO PURE EPOXY ANCHOR

SETTING TIMES

TEMP °C	GEL	SET DRY	SET WET
5 to 9	2 h	50 h	100 h
10 to 19	90 min	30 h	60 h
20 to 29	30 min	10 h	20 h
30 to 39	20 min	6 h	12 h
40 and above	12 min	4 h	8 h

TECHNICAL INFORMATION



ETA ALLOWABLE LOADS - UNCRACKED CONCRETE, THREADED ROD, HAMMER DRILL - PURE150-PRO

$\frac{N_{Rk}}{\gamma_M \cdot \gamma_F} = N_{all}$
 $\gamma_M \cdot \gamma_F$
 $\gamma_F = 1.4$

8.8

40°C short term, 24°C long term

Size	d _o [mm]	d _f [mm]	h _{ef} [mm]		T _{inst} [Nm]	N _{all} [kN]		V _{all} [kN]	
			min	max		min	max	min	max
M8	10	9	60	160	10	9.0	13.8	8.4	8.4
M10	12	12	60	200	20	9.3	21.9	13.1	13.1
M12	14	14	70	240	40	11.7	31.9	19.3	19.3
M16	18	18	80	320	80	14.3	59.5	34.3	35.8
M20	24	22	90	400	120	14.6	93.3	41.0	56.0
M24	28	26	96	480	160	16.1	134.3	45.1	80.6
M27	32	30	108	540	180	19.2	175.0	53.9	105.0
M30	35	33	120	600	200	22.5	213.6	63.1	128.1

ETA ALLOWABLE LOADS - CRACKED CONCRETE, THREADED ROD, HAMMER DRILL - PURE150-PRO

$\frac{N_{Rk}}{\gamma_M \cdot \gamma_F} = N_{all}$
 $\gamma_M \cdot \gamma_F$
 $\gamma_F = 1.4$

8.8

40°C short term, 24°C long term

Size	d _o [mm]	d _f [mm]	h _{ef} [mm]		T _{inst} [Nm]	N _{all} [kN]		V _{all} [kN]	
			min	max		min	max	min	max
M12	14	14	70	240	40	7.9	25.1	18.8	19.3
M16	18	18	80	320	80	10.2	41.5	24.5	35.8
M20	24	22	90	400	120	10.5	51.3	29.3	56.0
M24	28	26	96	480	160	11.5	67.7	32.2	80.6
M27	32	30	108	540	180	13.7	85.7	38.5	105.0
M30	35	33	120	600	200	16.1	105.8	45.1	128.1

ETA ALLOWABLE LOADS - UNCRACKED CONCRETE, DIAMOND CORING - PURE150-PRO

$\frac{N_{Rk}}{\gamma_M \cdot \gamma_F} = N_{all}$
 $\gamma_M \cdot \gamma_F$
 $\gamma_F = 1.4$

8.8

40°C short term, 24°C long term

Size	d _o [mm]	d _f [mm]	h _{ef} [mm]		T _{inst} [Nm]	N _{all} [kN]		V _{all} [kN]	
			min	max		min	max	min	max
M10	12	12	60	200	20	9.9	21.9	13.1	13.1
M12	14	14	70	240	40	10.5	31.9	19.3	19.3
M16	18	18	80	320	80	14.3	59.5	34.3	35.8
M20	24	22	90	400	120	17.1	93.3	41.0	56.0
M24	28	26	96	480	160	18.8	129.3	45.1	80.6

**AC100-PRO VINYLESTER ANCHOR****APPROVED FOR ALMOST ANY APPLICATION.**

The AC100-PRO is a two-component vinylester adhesive anchor and is approved for almost all applications and base materials.

It provides consistent performance in uncracked and cracked concrete with a wide range of hole diameters and embedment depths as well as flexible fixture thicknesses and a simple installation process.

FOR CONCRETE

- ETAG 001 approved (ETA Option 1) for use in cracked and uncracked concrete

FOR MASONRY

- ETAG 029 approved for use in solid and hollow brick

FOR POST-INSTALLED REBAR

- ETA and National German Approval

FOR SEISMIC LOADING

- Seismic loading approval according to category C1

FLEXIBILITY BUILT-IN.

The AC100-PRO is approved for a temperature range of up to 120°C and can even be used in water filled holes. It also provides a fast curing time and high load capacity making it the ideal adhesive anchor for use on-site.

- Approved for water filled drill holes (Option 1 up to drill hole diameter $d_0 \leq 18$ mm)
- Approved for overhead applications (Option 1/PI Rebar M8 - M16)
- Installation down to -10°C
- Mixing nozzle included
- Suitable for use in rotary hammer drilled holes

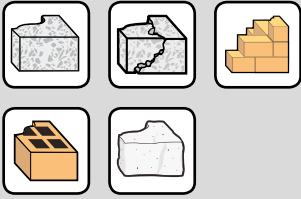


18 months shelf life
(12 months for 300ml)

The system also includes an extensive range of accessories including mixing nozzles, dispensing tools, brushes and threaded rods - see pages 114-117.

AC100-PRO VINYLESTER ANCHOR

MATERIALS



See front cover foldout for details.

APPROVALS

EUROPEAN TECHNICAL ASSESSMENT

ETAG 001 - Option 1
ETA-13/0258

EUROPEAN TECHNICAL ASSESSMENT

EOTA TR 023 - PI Rebar
ETA-13/0316

EUROPEAN TECHNICAL ASSESSMENT

ETAG 029 - Masonry
ETA-13/0050

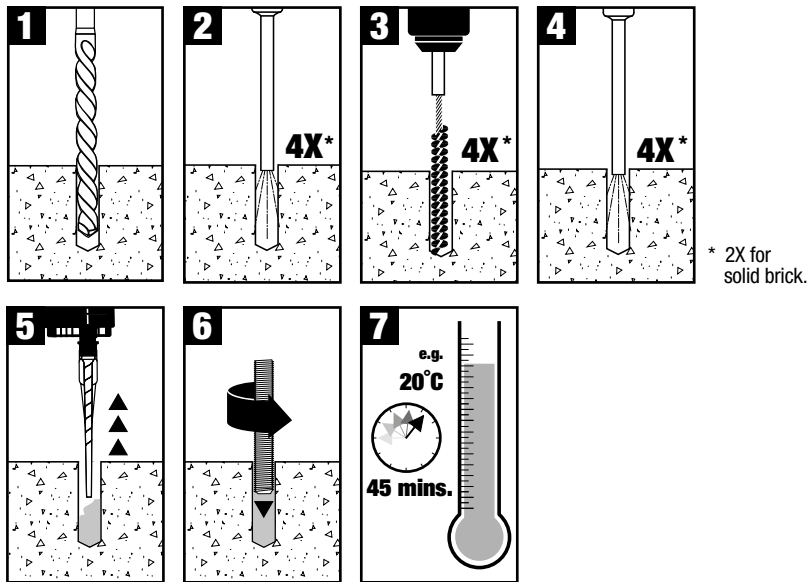


PRODUCT OVERVIEW

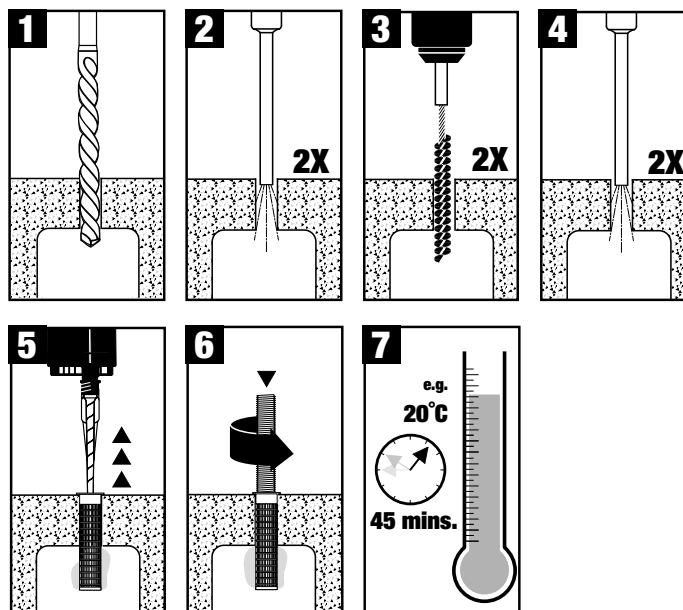


Cat No.	ETA	Cartridge Size [ml]	Box	Blister Pack	Pack Qty
DFC1230050	•	300ML	•		1
DFC1230100	•	360ML	•		1
DFC1230000	•	410ML	•		1

INSTALLATION INSTRUCTIONS - CONCRETE AND SOLID BRICK / MASONRY



INSTALLATION INSTRUCTIONS - HOLLOW BRICKS, WITH SLEEVE



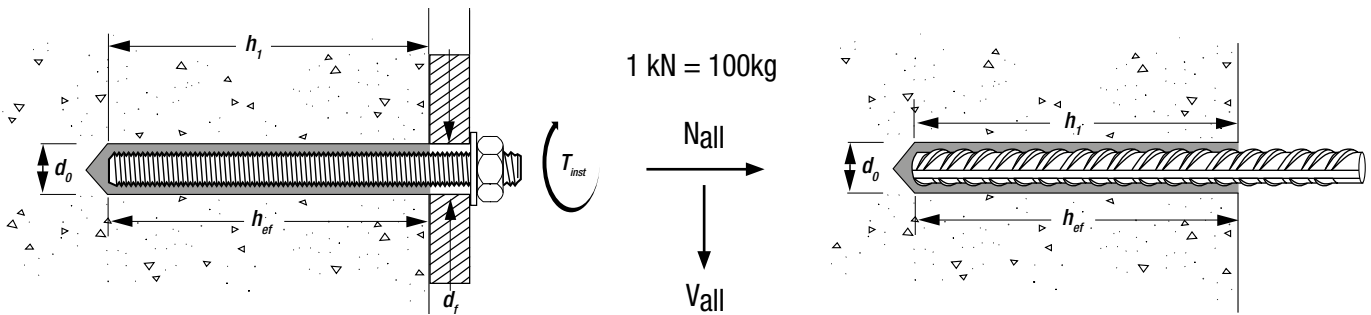
AC100-PRO VINYLESTER ANCHOR

ADHESIVE ANCHORS

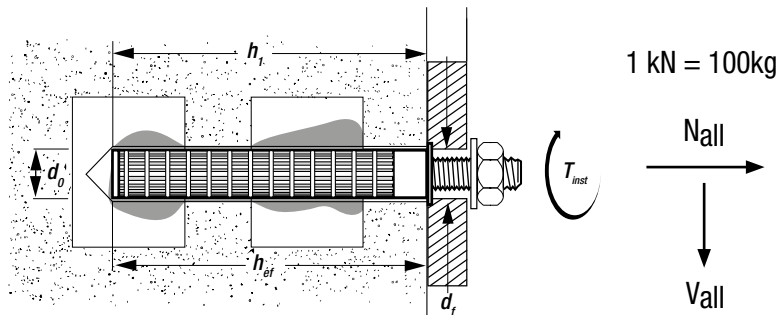
SETTING TIMES

TEMP °C	SET GEL	SET DRY	SET WET
-10 to -4	90 min	24 h	48 h
-5 to -1	90 min	14 h	28 h
0 to 4	45 min	7 h	14 h
5 to 9	25 min	2 h	4 h
10 to 19	15 min	80 min	160 min
20 to 29	6 min	45 min	90 min
30 to 34	4 min	25 min	50 min
35 to 39	2 min	20 min	40 min
40 and above	1,5 min	15 min	30 min

TECHNICAL INFORMATION - THREADED ROD WITHOUT SLEEVE AND REBAR



TECHNICAL INFORMATION - THREADED ROD WITH SLEEVE



XLR

SDS-max®
CARBIDE DRILL BITS
 FOR FAST INSTALLATION
 FROM 16-42 MM DIAMETER



XR FLEX VOLT

DCH481
54V XR
FLEXVOLT
SDS-max®
HAMMER




See page 6 for more information

AC100-PRO VINYLESTER ANCHOR




ALLOWABLE LOADS - UNCRACKED CONCRETE, THREADED ROD - AC100-PRO



C20/25

$$\frac{N_{Rk}}{\gamma_M \cdot \gamma_F} = N_{all}$$

$\gamma_f = 1.4$




8.8

40°C short term, 24°C long term

Size	d _o [mm]	d _f [mm]	h _{ef} [mm]		T _{inst} [Nm]	N _{all} [kN]		V _{all} [kN]	
			min	max		min	max	min	max
M8	10	9	60	160	10	7.9	13.8	8.4	8.4
M10	12	12	60	200	20	9.3	21.9	13.1	13.1
M12	14	14	70	240	40	11.7	31.9	19.3	19.3
M16	18	18	80	320	80	14.3	59.7	34.3	35.8
M20	24	22	90	400	120	17.1	93.3	41.0	56.0
M24	28	26	96	480	160	18.8	134.3	45.1	80.6
M27	32	30	108	540	180	22.4	175.0	53.9	105.0
M30	35	33	120	600	200	26.3	213.2	63.1	128.0

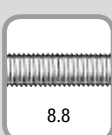


ALLOWABLE LOADS - CRACKED CONCRETE, THREADED ROD - AC100-PRO



$$\frac{N_{Rk}}{\gamma_M \cdot \gamma_F} = N_{all}$$

$\gamma_f = 1.4$



8.8

40°C short term, 24°C long term

Size	d _o [mm]	d _f [mm]	h _{ef} [mm]		T _{inst} [Nm]	N _{all} [kN]		V _{all} [kN]	
			min	max		min	max	min	max
M8	10	9	60	160	10	2.9	7.7	5.7	8.4
M10	12	12	60	200	20	3.6	12.5	9.0	13.1
M12	14	14	70	240	40	5.8	19.7	13.8	19.3
M16	18	18	80	320	80	8.8	35.1	21.1	35.8
M20	24	22	90	400	120	12.2	54.9	29.3	56.0
M24	28	26	96	480	160	13.4	79.0	32.2	80.6
M27	32	30	108	540	180	16.0	118.1	38.5	105.0
M30	35	33	120	600	200	18.8	145.9	45.1	128.0

PV45-PRO STYRENE-FREE ADHESIVE ANCHOR

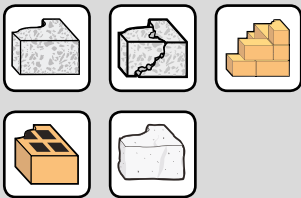
ADHESIVE ANCHORS

DESCRIPTION

- ETA approved for uncracked concrete, solid and hollow brick
- Quick curing
- Styrene free low odour formulation
- Ideal for threaded rods
- Includes mixing nozzle
- Suitable for indoor / dry environments

18 MONTHS
18 months shelf life

MATERIALS



See front cover foldout for details.

APPROVALS

EUROPEAN TECHNICAL ASSESSMENT

ETAG 001 - Option 1
ETA-13/0258

EUROPEAN TECHNICAL ASSESSMENT

ETAG 029 - Masonry
ETA-13/0050

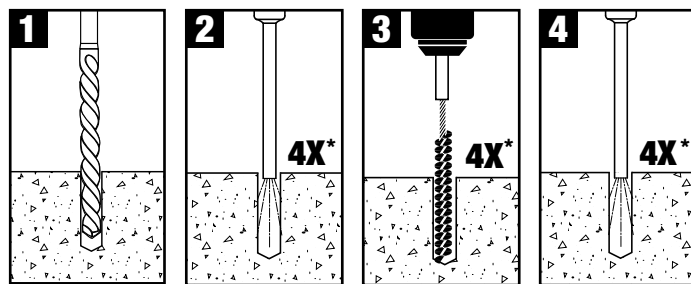


PRODUCT OVERVIEW

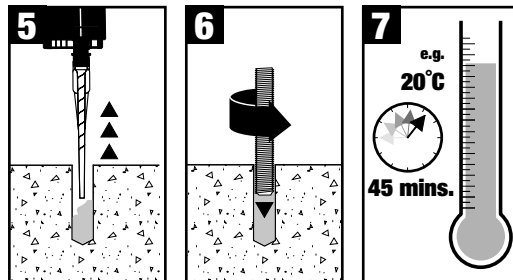


Cat No.		Cartridge Size [m]	Box	Blister Pack	Pack Qty
DFC1320000	•	300	•		1

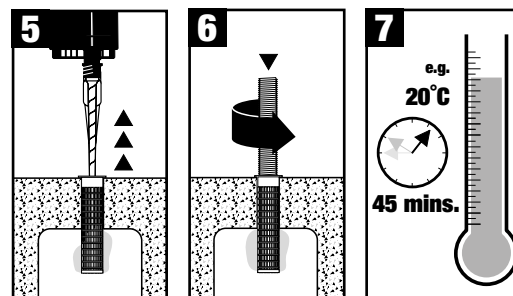
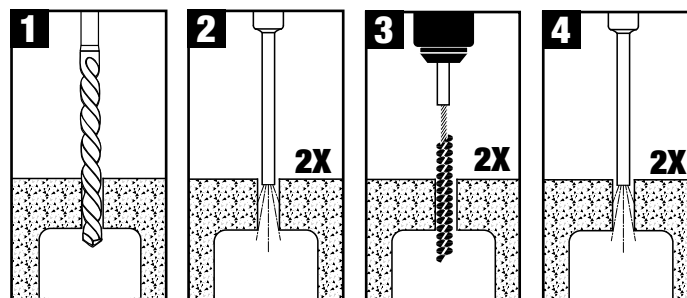
INSTALLATION INSTRUCTIONS - CONCRETE AND SOLID BRICK / MASONRY



* 2X for solid brick.



INSTALLATION INSTRUCTIONS - HOLLOW BRICKS, WITH SLEEVE

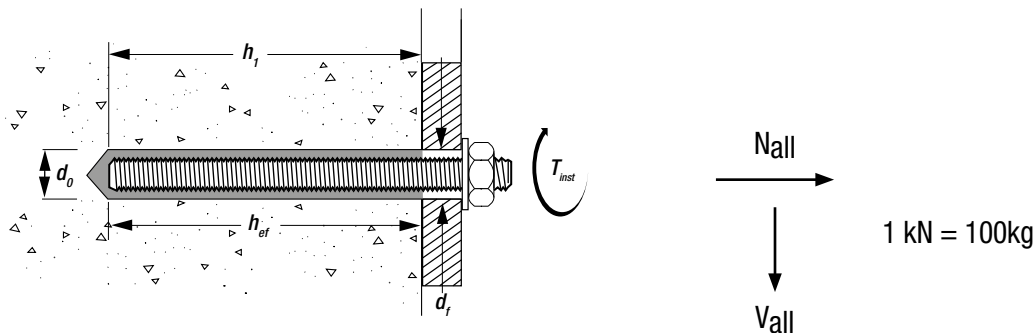


PV45-PRO STYRENE-FREE ADHESIVE ANCHOR

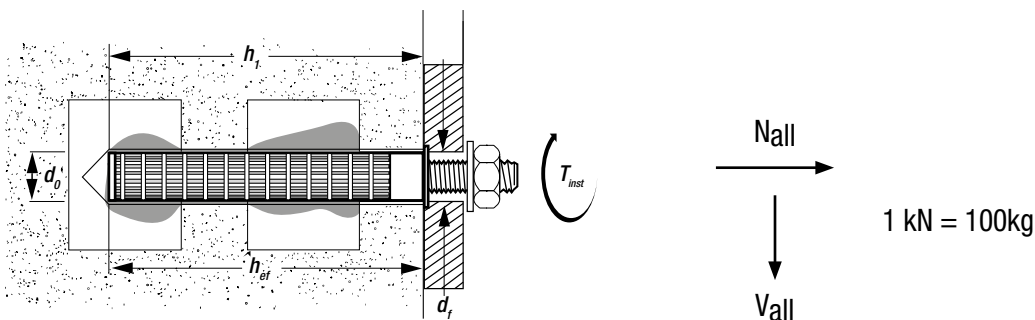
SETTING TIMES

TEMP °C	SET GEL	SET DRY
- 5 to -1	90 min	360 min
0 to 4	45 min	180 min
5 to 9	25 min	120 min
10 to 14	20 min	100 min
15 to 19	15 min	80 min
20 to 29	6 min	45 min
30 to 34	4 min	25 min
35 to 39	2 min	20 min


TECHNICAL INFORMATION - THREADED ROD WITHOUT SLEEVE




TECHNICAL INFORMATION - THREADED ROD WITH SLEEVE



ALLOWABLE LOADS - UNCRACKED CONCRETE - PV45-PRO



C20/25



8.8

$$\frac{N_{Rk}}{\gamma_M \cdot \gamma_F} = N_{all}$$

$\gamma_f = 1.4$

40°C short term, 24°C long term

Size	d _o [mm]	d _f [mm]	h _{ef} [mm]	T _{inst} [Nm]	N _{all} [kN]	V _{all} [kN]
M8	10	10	80	10	6.3	8.6
M10	12	12	90	20	13.9	13.1
M12	14	14	110	40	13.9	19.4
M16	18	18	125	60	19.8	36.0
M20	24	24	170	120	29.8	56.0
M24	28	28	210	150	37.7	80.6

SC-PRO SPINNING ADHESIVE CAPSULES

DESCRIPTION

- ETA option 7 approval for uncracked concrete
- For use in combination with chisel point threaded rods
- Amount of mortar is exactly fitted to the drill hole diameter and hole depth

18 MONTHS
18 months shelf life

MATERIALS



See front cover foldout for details.

APPROVALS

EUROPEAN TECHNICAL ASSESSMENT

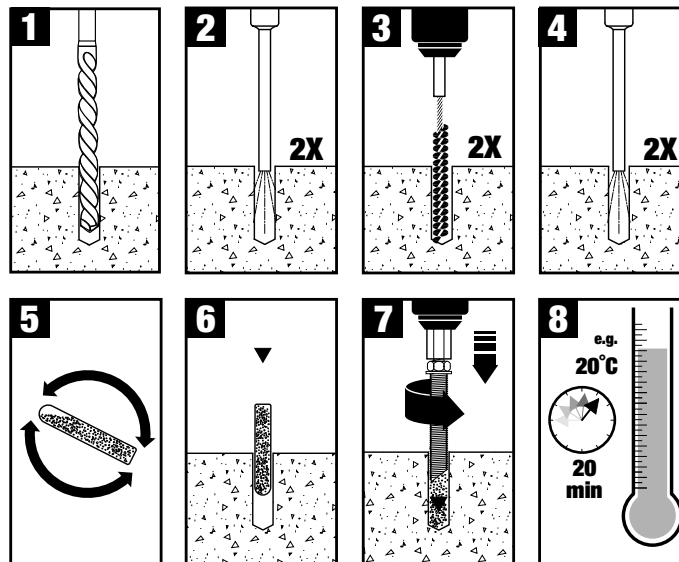
ETAG 001 - Option 7
ETA-13/0051

PRODUCT OVERVIEW



Cat No.						Pack Qty
		Drill Dia. [mm]	Thread Size [mm]	Box	Blister Pack	
DFC1510000	•	10	M8	•		10
DFC1510050	•	12	M10	•		10
DFC1510100	•	14	M12	•		10
DFC1510150	•	18	M16	•		10

INSTALLATION INSTRUCTIONS

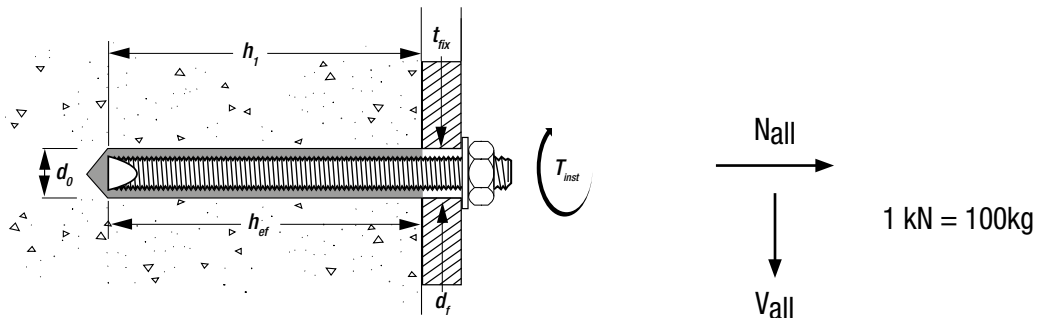


SETTING TIMES

TEMP °C	SET DRY	SET WET
> -5	5 h	10 h
> +5	60 min	120 min
> +20	20 min	40 min
> +30	10 min	20 min

SC-PRO SPINNING ADHESIVE CAPSULES

TECHNICAL INFORMATION




ADHESIVE ANCHORS

ALLOWABLE LOADS - UNCRACKED CONCRETE - SC-PRO



$$\frac{N_{Rk}}{\gamma_M \cdot \gamma_F} = N_{all}$$

$\gamma_f = 1.4$



40°C short term, 24°C long term

Size	d _o [mm]	d _f [mm]	h _{ef} [mm] min	T _{inst} [Nm]	N _{all} [kN] min	V _{all} [kN] min
M8	10	9	80	10	11.5	8.6
M10	12	12	90	20	16.2	13.1
M12	14	14	110	40	23.7	19.4
M16	18	18	125	80	33.6	36.0

XLR®

SDS-plus®
CARBIDE DRILL BITS
FOR FAST INSTALLATION
FROM 5-14 MM DIAMETER



XR FLEX VOLT®

DCH334
54V XR
FLEXVOLT
SDS-plus®
HAMMER



See page 6 for more information

ADHESIVE ANCHORS

ADHESIVE ANCHORS



PROFESSIONAL ACCESSORIES FOR DeWALT® ADHESIVE ANCHORS

Includes nozzles, brushes, sleeves and threaded rods, all manufactured to the same high standards to ensure a quality fixing.

DESCRIPTION

- A range of dispensing tools for use with DeWALT® adhesive anchors
- Suitable for use with cartridges from 300ml to 585ml

DISPENSING TOOLS



Cat No.	Type	Cartridge Size [ml]	Box	Blister Pack	Pack Qty
DFC1610000	Manual	300	•		1
DFC1610050	Manual	360	•		1
DFC1610100	Manual	410	•		1
DFC1610150	Heavy Duty Manual	410	•		1
DFC1610350	Manual	585	•		1
DFC1630050	Pneumatic	585	•		1

DESCRIPTION

- White 18 element nozzle for use with PURE150-PRO
- Black 14 element nozzle for use with AC100-PRO, PV45-PRO and AC100-PRO NORDIC

MIXING NOZZLES



Cat No.	Description	Box	Blister Pack	Pack Qty
DFC1640350	White - PURE150-PRO	•		10
DFC1640450	Black - AC100-PRO, PV45-PRO, AC100-PRO NORDIC	•		10

DESCRIPTION

- 200-1000mm extensions for use with mixing nozzles

EXTENSION NOZZLES



Cat No.	Length [mm]	Box	Blister Pack	Pack Qty
DFC1640500	200	•		10
DFC1640200	500	•		10
DFC1640250	1000	•		10

ADHESIVE ANCHOR ACCESSORIES

DESCRIPTION

- Manual blow pump for clearance of debris and dust from drilled holes

BLOW PUMP



Cat No.	Description	Box	Blister Pack	Pack Qty
DFC1650050	DeWALT® Blow Pump	•		1

DESCRIPTION

- Nylon brush for quick cleaning of drilled holes
- Not suitable for ETA approved applications

BRUSHES



Cat No.	Drill Dia. [mm]	Box	Blister Pack	Pack Qty
DFC1660000	8-10	•		1
DFC1660050	10-14	•		1
DFC1660100	16-28	•		1

DESCRIPTION

- Steel brushes and extensions for installation of ETA approved adhesive anchors

STEEL BRUSHES AND SDS EXTENSIONS



Cat No.	Length [mm]	Brush Dia. [mm]	Drill Dia. [mm]	Rebar Size [mm]	Thread Size [mm]	Box	Blister Pack	Pack Qty
DFC1670000						•		1
DFC1670050	300					•		1
DFC1670100	170	12	10		M8	•		1
DFC1670150	170	14	12	Ø8	M10	•		1
DFC1670200	200	16	14	Ø10	M12	•		1
DFC1670250	200	18	16	Ø12	M16	•		1
DFC1670300	300	20	18	Ø14	M16	•		1
DFC1670350	300	22	20	Ø16		•		1
DFC1670400	300	26	24 /25	Ø20	M20	•		1
DFC1670450	300	30	28		M24	•		1
DFC1670500	300	34	32	Ø25	M27	•		1
DFC1670550	300	37	35	Ø28	M30	•		1
DFC1670600	300	39	37	Ø32		•		1

* Core drill bit

ADHESIVE ANCHOR ACCESSORIES






ADHESIVE ANCHORS

DESCRIPTION

- Plugs available for 10-32mm diameter rebar and for threaded rods (see table)

STANDARD PISTON PLUGS









Cat No.	 Drill Dia. [mm]	 Rebar Size [mm]	 Thread Size [mm]	 Box	 Blister Pack	Pack Qty
DFC1690000	14	Ø10	M12	•		10
DFC1690050	16	Ø12		•		10
DFC1690150	20	Ø16		•		10
DFC1690250	24-25	Ø20	M20	•		10
DFC1690300	27-29		M24	•		10
DFC1690350	32	Ø25	M27	•		10
DFC1690400	35-37	Ø28-32	M30	•		10

DESCRIPTION

- Plastic for using adhesive anchors in hollow base materials

PLASTIC SLEEVES









Cat No.	 Length [mm]	 Drill Dia. [mm]	 Diameter [mm]	 Thread Size [mm]	 Box	 Blister Pack	Pack Qty
DFC4710000	80	12	12	M6 - M8	•		10
DFC4710050	85	16	16	M8 - M10	•		10
DFC4710100	85	20	20	M12 - M16	•		10
DFC4710150	130	16	16	M8 - M10	•		10
DFC4710200	130	20	20	M12 - M16	•		10
DFC4710250	200	20	20	M12 - M16	•		10

DESCRIPTION

- Mesh sleeves for using adhesive anchors in hollow base materials

MESH SLEEVES




Cat No.	 Length [mm]	 Drill Dia. [mm]	 Diameter [mm]	 Thread Size [mm]	 Box	 Blister Pack	Pack Qty
DFC4730000	1000	12	11	M6	•		1000
DFC4730050	1000	16	15	M8-M10	•		1000
DFC4730100	1000	22	20	M12-M16	•		1000






ADHESIVE ANCHOR ACCESSORIES

DESCRIPTION

- Chisel point rods with zinc plated finish
- Suitable for SC-PRO Spinning capsules
- Includes hex head installation tool

CHISEL POINT THREADED ROD - ZINC PLATED CLASS 5.8 STEEL









Cat No.	 Length [mm]	 Drill Dia. [mm]	 Thread Size [mm]	 Box	 Blister Pack	Pack Qty
DFC4130000	110	10	M8	•		10
DFC4130050	130	12	M10	•		10
DFC4130100	160	14	M12	•		10
DFC4130150	190	18	M16	•		10

DESCRIPTION

- Straight cut threaded rods
- Suitable for all adhesive cartridge systems

STRAIGHT CUT THREADED ROD - ZINC PLATED CLASS 5.8 STEEL



Cat No.	 Length [mm]	 Drill Dia. [mm]	 Thread Size [mm]	 Box	 Blister Pack	Pack Qty
DFC4130300	110	10	M8	•		10
DFC4130350	140	12	M10	•		10
DFC4130450	165	14	M12	•		25
DFC4130600	190	18	M16	•		10
DFC4130700	260	24	M20	•		5

**DIRECT
FASTENING**



TOOL TECHNOLOGY

The **DeWALT®** XR battery cordless, gas cordless and powder actuated fastening systems include nailers, accessories and fasteners that can drive into the hardest of materials.

Whether you choose battery, gas or powder actuated, the tools offer flexibility and ease of use so you can get the job done quickly and professionally, and are ideal for timber to concrete, heavy duty steel to steel or steel to concrete applications.

XR BATTERY CORDLESS

BRUSHLESS - quick startup and extreme runtime.
Batteries fully compatible with other XR tools.

RELIABILITY - require less cleaning and servicing and have no issues operating at low temperatures.

SAFETY - no need for explosive gas canisters on site.



XR
BRUSHLESS



GAS CORDLESS

PRODUCTIVITY - highly portable and ideal for general use.
Fuel cells can be changed quickly for minimal downtime.

Battery run time of up to 5000 shots.

POWDER ACTUATED

POWER - high power fixing with high quality, hardened steel fasteners.
DeWALT® Powder loads are colour coded according to their ability to penetrate base materials.

FLEXIBLE - P3X can be changed easily from a single shot to magazine-fed.




FASTENING OPTIONS

The **DeWALT®** Direct Entry fastener range includes a wide selection of nails, clips and washers, specifically designed for a wide variety of on-site applications.

The extensive range of nails includes three collated nail types: standard, high density (HD) and extra hard (XH). All three types are available both with and without gas.

Clips and washers include conduit clips, washers, cable ties and washers; see pages 124-125 for more details.





18V
LI-ION

XR
BRUSHLESS

DCN890 18V XR CORDLESS CONCRETE NAILER

FAST, POWERFUL CONCRETE NAILING FOR TRACKING AND CLIPS UP TO 57MM

The **DCN890** concrete nailer has a nail range of 13mm to 57mm and can drive into both steel and concrete.

Fully compatible with the **DeWALT® XR 18V platform**, the 5.0Ah 18 volt lithium ion battery delivers high performance, long life and maximum runtime. It is also more reliable than gas tools, with less cleaning and servicing, and the battery can work at lower temperatures with more consistent power delivery.

The brushless motor reduces tool size whilst maximizing power delivery and the specially designed compact drive components give quick acceleration to fire the first nail.

The system includes 3 specifically designed nose pieces: DCN8902 (magnetic) and DCN8903 (non-magnetic) for clips; DCN8904 (drywall) for tracking. It also includes the DCN8905 extension pole for fastening into ceilings and hard to reach areas.

- Nail range includes standard for concrete, HD for high shear loads and XH for extra hard concrete and steel.
- Sequential (single) or RapidCycle™ mode for fast, repeated nailing.
- Tool-free design for fast adjustments and easy stall and jam release.

Description	DCN890
Battery Type / Capacity	18V XR Li-Ion / 5.0Ah
Weight (excl. / inc. battery)	4.2 kg / 4.8 kg
Trigger Type	Single or RapidCycle™
Magazine Capacity	30
Fastener type	15° Plastic Collated Nails
Fastener range	13-57mm

DCN890 CONCRETE NAILER

APPLICATIONS

- Drywall steel track installation to concrete, block and steel.
- Drywall tracks with deflection heads
- Wire Mesh fixing with 25mm lathing washers
- Fixing clips and clamps for electricians and plumbers
- Furring strips to concrete and block
- Various clips to concrete

MATERIALS



See front cover foldout for details.

APPROVALS



(DCN8990 Tool only)

18V XR CORDLESS CONCRETE NAILER TOOL AND ACCESSORIES

NEW



Cat No.	Description	Box	Kit Box / Case	Pack Qty
DCN890P2	18V XR Cordless Concrete Nailer Kit*		•	1
DCN890N	18V XR Cordless Concrete Nailer**	•		1
DCN8901	DCN890 Replacement Driver Blade	•		1
DCN8902	DCN890 Magnetic Nose Piece	•		1
DCN8903	DCN890 Nose Piece	•		1
DCN8904	DCN890 Drywall Nose Piece	•		1
DCN8905	DCN890 Extension Pole	•		1

*Includes nailer, 2 x 5.0Ah batteries, charger, kitbox, DCN8903 tip and DCN8904 tip. **Includes nailer and DCN8904 tip only.

DCN890 CONCRETE NAILS

NEW



Standard Nails

XH Extra Hard Nails

HD High Density Nails

Cat No.	Nail Type	Length [mm]	Diameter [mm]	Head Size [mm]	Box	Blister Pack	Pack Qty
DCN8901015	Standard	15	2.6	6.3	•		1005
DCN8901020	Standard	20	2.6	6.3	•		1005
DCN8901025	Standard	25	2.6	6.3	•		1005
DCN8901030	Standard	30	2.6	6.3	•		1005
DCN8901035	Standard	35	2.6	6.3	•		1005
DCN8901040	Standard	40	2.6	6.3	•		1005
DCN8901045	Standard	45	2.6	6.3	•		510
DCN8901050	Standard	50	2.6	6.3	•		510
DCN8901055	Standard	55	2.6	6.3	•		510
DCN8901057	Standard	57	2.6	6.3	•		510
DCN8903013	XH	13	3	6.3	•		1000
DCN8903017	XH	17	3	6.3	•		1005
DCN8903022	XH	22	3	6.3	•		1005
DCN8903027	XH	27	3	6.3	•		1005
DCN8903032	XH	32	3	6.3	•		1005
DCN8903038	XH	38	3	6.3	•		1005
DCN8903043	XH	43	3	6.3	•		510
DCN8903048	XH	48	3	6.3	•		510
DCN8903053	XH	53	3	6.3	•		510
DCN8903057	XH	57	3	6.3	•		510
DCN8902015	HD	15	3.7	6.3	•		1005
DCN8902020	HD	20	3.7	6.3	•		1005
DCN8902025	HD	25	3.7	6.3	•		1005

FOR THE FULL RANGE OF CLIPS, WASHERS AND TIES, SEE PAGES 124-125

C5 TRAK-IT® TOOLS AND TRAK-IT® TOOL ACCESSORIES

DIRECT FASTENING

DESCRIPTION

- The C5 Trak-It® tool is a powerful gas nailer designed for driving nails into a wide range of substrates including steel, concrete, brick and hollow brick.
- Ideal for metal track installation as well as second fix nailing including conduit clips and fittings.
- The lightest and smallest tool in its class
- Less operator fatigue with a better overall ergonomic feel and extreme manoeuvrability
- Power output of 105 Joules for shooting into even the hardest concrete
- Smart fan – ventilator time computer adjusted to tool and environmental temperature
- Metal mesh suction filter provides highly effective dust protection
- ETA approved for XH nails from 22-38mm in concrete applications

APPLICATIONS

- Drywall steel track installation on to concrete, block or steel
- Plywood to concrete or block
- Furring strips to concrete or block
- General construction applications

MATERIALS



See front cover foldout for details.

APPROVALS



C5 TRAK-IT® TOOLS



Cat No.	Description	Box	Blister Pack	Pack Qty
DDF5110500-GB	C5 Trak-It® Kit - Long Track GB	•		1
DDF5120550-GB	C5 Trak-It® Kit - Short Track GB	•		1
DDF5150500	C5 Replacement Magazine - Long Track	•		1
DDF5150550	C5 Replacement Magazine - Short Track	•		1

C3, C4 AND C5 TRAK-IT® GAS AND ACCESSORIES



Cat No.	Description	Box	Blister Pack	Pack Qty
DDF6755218	C4 Trak-It® Gas Canister	•		1
DDF5140500	C5 Trak-It® Gas Canister	•		1
DDF5610500	C3/C4/C5/W3 Battery	•		1
DDF5610510-GB	C3/C5/C4/W3 220V Adaptor Cord	•		1
DDF5610520	C3/C4/C5/W3 Charger Cord	•		1

FOR THE FULL RANGE OF CLIPS, WASHERS AND TIES, SEE PAGES 124-125

C5 NAILS WITH GAS

DESCRIPTION

- Nails supplied with 1 gas cell per box

STANDARD NAILS:

- Zinc plated nails from 15-40mm

XH NAILS:

- Special zinc plated nails for very hard concrete
- High performance stepshank design for optimal penetration

APPLICATIONS

General heavy duty construction applications including:

- Drywall steel track installation on to concrete, block or steel
- Plywood to concrete or block
- Furring strips to concrete or block
- Prefabricated materials

APPROVALS



C5 NAILS (WITH GAS)



Standard Nails



XH Extra Hard Nails



Cat No.	Nail Type			Length [mm]	Diameter [mm]	Head Size [mm]			Pack Qty
DDF6510015	Standard			15	2.6	6.3	•		700+1
DDF6510020	Standard			20	2.6	6.3	•		700+1
DDF6510025	Standard			25	2.6	6.3	•		700+1
DDF6510030	Standard			30	2.6	6.3	•		700+1
DDF6510035	Standard			35	2.6	6.3	•		700+1
DDF6510040	Standard			40	2.6	6.3	•		700+1
DDF6510017	XH			17	3	6.3	•		700+1
DDF6510022	XH	•		22	3	6.3	•		700+1
DDF6510027	XH	•		27	3	6.3	•		700+1
DDF6510032	XH	•		32	3	6.3	•		700+1
DDF6510038	XH	•		38	3	6.3	•		700+1

C4 NAILS WITH GAS

DESCRIPTION

- Nails supplied with 1 gas cell per box
- Zinc plated nails from 50-65mm

APPLICATIONS

General heavy duty construction applications including:

- Drywall steel track installation on to concrete, block or steel
- Plywood to concrete or block
- Furring strips to concrete or block
- Prefabricated materials

C4 NAILS (WITH GAS)



Standard Nails



Cat No.	Nail Type			Length [mm]	Diameter [mm]	Head Size [mm]			Pack Qty
DDF6110049	Standard			50	2.6	6.3	•		700+1
DDF6110055	Standard			55	2.6	6.3	•		700+1
DDF6110060	Standard			60	2.6	6.3	•		700+1
DDF6110065	Standard			65	2.6	6.3	•		700+1












CLIPS, WASHERS AND TIES

DIRECT FASTENING



This range of clips, washers and ties has been specifically designed for a wide variety of on-site applications including the fixing of cable conduit, lathing, steel brackets and wooden battens.

CLIPS, WASHERS AND TIES WITH BOW

	Cat No.	Description	 Diameter [mm]	Tool Compatibility			 Box	 Blister Pack	Pack Qty
				C4	C5	DCN890			
	DDF5260000	Threaded Rod Hanger	6	✓	✓	✓	•	100	
	DDF6710016	Conduit Clip	16	✓	✓	✓	•	100	
	DDF6710020	Conduit Clip	20	✓	✓	✓	•	100	
	DDF6720050	Cable Tie	27.5	-	✓	✓	•	200	
	DDF6750100	Lathing Washer	13	✓	✓	✓	•	100	
	DDF6750000	Lathing Washer	25	✓	✓	✓	•	200	
	DDF6750050	Insulated Washer	36	✓	✓	✓	•	100	
	DDF6750036	Plastic Washer	36	✓	✓	✓	•	500	
	DDF6770000	Eye Clip	0	✓	✓	✓	•	100	









CLIPS, WASHERS AND TIES



*When using the DCN890 concrete nailer with products such as the premium conduit clips, an additional magnetic nose tip will be required (DCN8902).

CABLE BOWS AND PERFOBANDS

	Cat No.	Description	 Diameter [mm]	Tool Compatibility			 Box	 Blister Pack	Pack Qty
				C4	C5	DCN890			
	DDF6755000	Cable Bow - Single	-	✓	✓	✓	•		50
	DDF6755003	Cable Bow - Double	-	✓	✓	✓	•		35
	DDF6755004	Perfoband x 10m	12	✓	✓	✓	•		1
	DDF6755005	Perfoband x 10m	17	✓	✓	✓	•		1





P3X POWDER ACTUATED TOOL AND ACCESSORIES

EXTRA HIGH-POWERED AUTOMATIC FASTENING TOOL.

The **DeWALT® P3X** tool provides powerful and secure fastening for harder substrates such as steel and concrete.

The low velocity tool uses a piston, driven by a powder charge, which then drives the fastener into the substrate.

P3X powder charges come as sequential discs for quick loading and fast change over. For safety, the tool features a charge load window, allowing the user to check the loading without removing the discs.

For versatility on site, the **P3X** tool features a simple dial for power adjustment - making it easy to match the fastener penetration to the job in hand.

The **P3X** tool comes complete with strip magazine and single shot noses.

- Power adjuster for precise penetration into all base materials

- Fast change magazine - change from single nail to collated nail strips with no tools required
- Auto lock magazine for fast loading of fastener strips
- Adjustable magazine
- Easy maintenance
- **P3X** nails and return spring also suitable for use with other brands of tools
- Sequential disc system with metal cartridges eliminate warping at high temperatures
- The P3X is PTB approved with CE approved powder loads

FASTENER RANGE

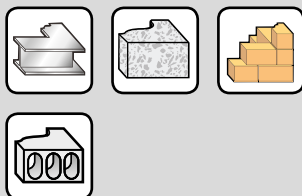
In addition to collated 3.7mm nails from 15 - 60mm length, **DeWALT®** powder actuated fasteners include single drive nails up to 76mm, nails with insulation washers and nails with conduit clips.

P3X POWDER ACTUATED TOOL

APPLICATIONS

- Drywall steel track installation on to concrete, block or steel
- Wood to concrete and steel
- Electrical fittings to concrete
- Formwork
- Double partitions to concrete
- Brick ties
- Composite decking
- Waterproofing
- SFS to structural steel

MATERIALS



See front cover foldout for details.

APPROVALS



POWDER LOADS

CE 0589

P3X POWDER ACTUATED TOOL AND POWDER LOADS



Cat No.	Description	Box	Blister Pack	Pack Qty
DDF2130000	P3X PAT .25 Cal 10mm Disc Tool	•		1

.25 CALIBER 10MM POWDER LOAD DISCS



Cat No.	Description	Box	Blister Pack	Pack Qty
DDF1220100	Yellow medium strength loads (10 per disc)	•		100
DDF1220200	Red high strength loads (10 per disc)	•		100

*1 pack contains 100 loads, min. order qty is 10 packs (1000 loads)

P3X NAILS



Cat No.	Length [mm]	Diameter [mm]	Head Size [mm]	Box	Blister Pack	Pack Qty
DDF3440000	15	3.7	8.6	•		500+1
DDF3440050	20	3.7	8.6	•		500+1
DDF3440100	25	3.7	8.6	•		500+1
DDF3440150	30	3.7	8.6	•		500+1
DDF3440200	35	3.7	8.6	•		500+1
DDF3440250	40	3.7	8.6	•		300+1
DDF3440300	50	3.7	8.6	•		300+1
DDF3440350	60	3.7	8.6	•		300+1

PA3500 POWDER ACTUATED TOOL

DIRECT FASTENING


DESCRIPTION

- Powder actuated single shot nailer
- Fires nails and clips from 16-76mm
- Powder loads available in 3 types depending on required power
- Includes depth adjuster for fast changes to fastener penetration

APPLICATIONS

- Conduit clips to concrete
- Wood to concrete and steel
- Electrical fittings to concrete
- Concrete forming

MATERIALS



See front cover foldout for details.

APPROVALS



PA3500 POWDER ACTUATED TOOL AND POWDER LOADS



Cat No.	Description	Box	Blister Pack	Pack Qty
DDF2120400	PA3500 .27 Caliber Strip Tool	•		1

.27 CALIBER POWDER LOAD STRIPS



Cat No.	Description	Box	Blister Pack	Pack Qty
DDF1350000	Green low strength loads (10 per strip)	•		100
DDF1350050	Yellow medium strength loads (10 per strip)	•		100
DDF1350100	Red high strength loads (10 per strip)	•		100

*1 pack contains 100 loads, min. order qty is 10 packs (1000 loads)






PA3500 / P3X NAILS AND CLIPS

DESCRIPTION

- Standard drive pins for medium duty applications
- Zinc plated
- Also suitable for other brands of tools including:
The Spit® P370 tool
The Hilti® DX460 tool






STANDARD NAILS



Cat No.	 Length [mm]	 Diameter [mm]	 Head Size [mm]	 Box	 Blister Pack	Pack Qty
DDF3010000	16	3.7	7.6	•		100
DDF3000050	19	3.7	7.6	•		100
DDF3000100	25	3.7	7.6	•		100
DDF3000150	27	3.7	7.6	•		100
DDF3000200	32	3.7	7.6	•		100
DDF3000250	38	3.7	7.6	•		100
DDF3000300	44	3.7	7.6	•		100
DDF3000350	51	3.7	7.6	•		100
DDF3000400	57	3.7	7.6	•		100
DDF3000450	64	3.7	7.6	•		100
DDF3000500	70	3.7	7.6	•		100
DDF3000550	76	3.7	7.6	•		100

NAILS WITH WASHERED HEAD



Cat No.	 Length [mm]	 Diameter [mm]	 Head Size [mm]	 Box	 Blister Pack	Pack Qty
DDF3060000	25	3.7	7.6	•		100
DDF3060050	37	3.7	7.6	•		100


PA3500 / P3X NAILS AND CLIPS






DIRECT FASTENING

DESCRIPTION

- Standard drive pins for medium duty applications
- Zinc plated
- Also suitable for other brands of tools including:
The Spit® P370 tool
The Hilti® DX460 tool







NAILS WITH INSULATION WASHER



Cat No.	 Length [mm]	 Diameter [mm]	 Head Size [mm]	 Box	 Blister Pack	Pack Qty
DDF3080000	38	3.7	7.6	•		100
DDF3080050	51	3.7	7.6	•		100

NAIL WITH CONDUIT CLIP



Cat No.	 Length [mm]	 Diameter [mm]	 Head Size [mm]	 Clip Dia. [mm]	 Box	 Blister Pack	Pack Qty
DDF4020100	25	3.7	7.6	13	•		100






POWDER ACTUATED STRIP NAILS

DESCRIPTION

- Suitable for Hilti® DX460/DXA40/DXA41 tools as well as other brands
- Available in lengths from 16mm up to 72mm

PAT STRIP NAILS



Cat No.	 Length [mm]	 Diameter [mm]	 Head Size [mm]	 Box	 Blister Pack	Pack Qty
DDF3430000	16	3.7	8	•		100
DDF3410050	19	3.7	8	•		100
DDF3410100	22	3.7	8	•		100
DDF3410150	27	3.7	8	•		100
DDF3410200	32	3.7	8	•		100
DDF3410250	37	3.7	8	•		100
DDF3410300	42	3.7	8	•		100
DDF3410350	47	3.7	8	•		100
DDF3410400	52	3.7	8	•		100
DDF3410450	62	3.7	8	•		100
DDF3410500	72	3.7	8	•		100

SCREWS



DCF620 18V XR CORDLESS COLLATED DRYWALL SCREWDRIVER

CORDLESS SCREWDRIVERS FOR EFFICIENT FITTING OF DRYWALL AND SHEET METAL

With its powerful 4400rpm brushless motor, the 18V **DCF620D2K** cordless screwdriver can drive up to 2,250 screws per charge. One of the lightest and most compact tools on the market, it can get into small spaces easily and its quick release magazine accepts most collated screws to allow the user to fit boards more quickly.

- Tool free depth control and fine depth control
- Collated screw magazine rotates on tool without removal to allow the operate in corners with the minimum of fuss
- LED worklight for small spaces or areas with limited light
- Trigger lock-on lets you work without having to pull the trigger
- Also supplied with locking nose cone so that you can work with the same tool on sites where collated drywall screws are not supplied

- “Set and forget” feature remembers your fine depth adjustment when removing and replacing the nose cone

The kit includes:

2 x 18V 2.0Ah XR Li-Ion battery packs, XR charger, DCF6201 collated screw magazine, DT7205-QZ PR2 collated screw bit, Single Screw Nose cone, DT7520-QZ Magnetic bit extender with 25mm PR2 screw bit, TSTAK II box

Description	DCF620
Battery Type / Capacity	18V XR Li-Ion / 2.0Ah
Weight (excl. / inc. battery)	1.1 kg / 1.5 kg
Tool Holder	(Hex) 6.35 mm
Max Torque	5 - 30 Nm
No Load Speed	0 - 4400 rpm

DCF620 & DCF622 SCREWDRIVERS

APPLICATIONS

DCF620:

- Fastening drywall panels to metal and wooden profiles
- Installing Diamond Board

DCF622:

- Driving self-drilling screws in steel framing systems

MATERIALS



See front cover foldout for details.

18V XR CORDLESS COLLATED DRYWALL SCREWDRIVER AND ACCESSORIES



DCF620D2K

Cat No.	Description	Batteries	Box	Kit Box / Case	Pack Qty
DCF620P2K	18V Screwdriver with magazine attachment	2 x 5.0 Ah		•	1
DCF620D2K	18V Screwdriver with magazine attachment	2 x 2.0 Ah		•	1
DT7205	PR2 drywall screwdriver bit		•		1
DT7207	PR2 drywall screwdriver bit		•		20
DT7520	Magnetic bit holder		•		1

18V XR CORDLESS SCREWDRIVER FOR SELF-DRILLING SCREWS



DCF622P2

Cat No.	Description	Batteries	Box	Kit Box / Case	Pack Qty
DCF622P2	18V Self-drilling screwdriver kit	2 x 5.0 Ah		•	1
DCF622N	18V Self-drilling screwdriver without battery or charger		•		1

COLLATED DRYWALL SCREWS

SCREWS

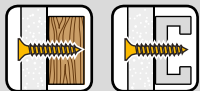
DESCRIPTION

- Range of collated drywall screws
- Constant and sharp needle point for fast and easy installation
- Available in fine, coarse and reverse thread
- Fine thread for fastening drywall panels to metal profiles (max. 0.88mm)
- Coarse thread for fastening to wooden profiles
- Reverse thread for use with Diamond Board
- Black phosphate, for better corrosion resistance
- Specially designed strip for easy installation and to prevent screw jams
- Suitable for DeWALT®, Powers®, HILTI®, Makita®, Senco® and most other competitor screwdrivers

APPLICATIONS

- Fastening drywall panels to metal and wooden profiles
- Installing Diamond Board

MATERIALS



See front cover foldout for details.

COMPLIANCE

	EN 14566 Drywall Screw
--	---------------------------

BUGLE HEAD, FINE THREAD - FOR METAL PROFILES



Cat No.	CE	Thread Size [mm]	Length [mm]	Head Type / Size [mm]	Screws per Strip	Box	Blister Pack	Pack Quantity
DWF4000250	•	3.5 x 25		PH2 / 8	50	•		1000
DWF4000350	•	3.5 x 35		PH2 / 8	50	•		1000
DWF4000450	•	3.5 x 45		PH2 / 8	50	•		1000
DWF4000550	•	3.5 x 55		PH2 / 8	50	•		1000

BUGLE HEAD, COARSE THREAD - FOR WOODEN PROFILES



Cat No.	CE	Thread Size [mm]	Length [mm]	Head Type / Size [mm]	Screws per Strip	Box	Blister Pack	Pack Quantity
DWF4100350	•	3.5 x 35		PH2 / 8	50	•		1000
DWF4100450	•	3.5 x 45		PH2 / 8	50	•		1000
DWF4100550	•	3.5 x 55		PH2 / 8	50	•		1000

LOOSE DRYWALL SCREWS

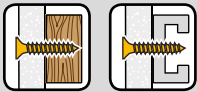
DESCRIPTION

- Range of loose drywall screws
- Constant and sharp needle point for fast and easy installation
- Available in fine, coarse and reverse thread
- Fine thread for fastening drywall panels to metal profiles (max. 0.88mm)
- Coarse thread for fastening to wooden profiles
- Black phosphate, for better corrosion resistance

APPLICATIONS

- Fastening drywall panels to metal and wooden profiles

MATERIALS



See front cover foldout for details.

COMPLIANCE



BUGLE HEAD, FINE THREAD + BIT - FOR METAL PROFILES

NEW



Cat No.	CE	Thread Size [mm]	Length [mm]	Head Type / Size [mm]	Box	Blister Pack	Pack Quantity
DWF4010004	•	3.5 x 25		PH2 / 8	•		1000 + 1
DWF4010005	•	3.5 x 35		PH2 / 8	•		1000 + 1
DWF4010006	•	3.5 x 45		PH2 / 8	•		1000 + 1

BUGLE HEAD, COARSE THREAD + BIT - FOR WOODEN PROFILES

NEW



Cat No.	CE	Thread Size [mm]	Length [mm]	Head Type / Size [mm]	Box	Blister Pack	Pack Quantity
DWF4010011	•	3.5 x 35		PH2 / 8	•		1000 + 1
DWF4010012	•	3.5 x 45		PH2 / 8	•		1000 + 1
DWF4010013	•	3.5 x 55		PH2 / 8	•		500 + 1

SELF DRILLING SCREWS

SCREWS

DESCRIPTION

- Self drilling screws for metal profiles

APPLICATIONS

- See diagrams

MATERIALS



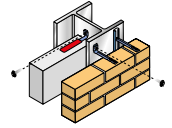

See front cover foldout for details.

COMPLIANCE

CE	EN 14566 Drywall Screw
----	---------------------------

HEX HEAD, #5 POINT - ZINC PLATED

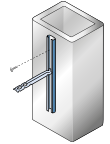
NEW



Cat No.	CE	Thread Size [mm]	Length [mm]	Head Type	Profile Size [mm]	Box	Blister Pack	Pack Quantity
DWF4020012		5.5 x 32		HEX 5/16	4.0-12.5	•		1000
DWF4020013		5.5 x 38		HEX 5/16	4.0-12.5	•		500

WAFFER HEAD, #5 POINT - ZINC PLATED

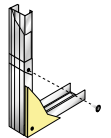
NEW



Cat No.	CE	Thread Size [mm]	Length [mm]	Head Type	Profile Size [mm]	Box	Blister Pack	Pack Quantity
DWF4020016		5.5 x 38		PH3	4.0-12.5	•		1000

BUTTON HEAD - ZINC PLATED

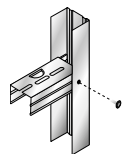
NEW



Cat No.	CE	Thread Size [mm]	Length [mm]	Head Type	Profile Size [mm]	Box	Blister Pack	Pack Quantity
DWF4020000	•	4.2 x 13		PH2	0.8-2.5	•		1000
DWF4020001	•	4.8 x 22		PH2	0.8-2.5	•		1000

FLAT HEAD - ZINC PLATED

NEW



Cat No.	CE	Thread Size [mm]	Length [mm]	Head Type	Profile Size [mm]	Box	Blister Pack	Pack Quantity
DWF4020002		5.5 x 19		PH2	1.0-3.0	•		500

SELF DRILLING SCREWS

DESCRIPTION

- Self drilling screws for metal profiles

APPLICATIONS

- See diagrams

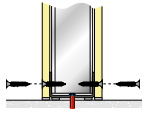
MATERIALS



See front cover foldout for details.

BUGLE HEAD - ZINC PLATED

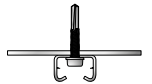
NEW



Cat No.	Thread Size [mm]	Length [mm]	Head Type	Profile Size [mm]	Box	Blister Pack	Pack Quantity
DWF4020003	3.5 x 42		PH2	0.8-2.5	•		1000

HEX HEAD - ZINC PLATED

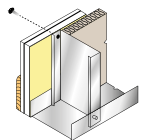
NEW



Cat No.	Thread Size [mm]	Length [mm]	Head Type	Profile Size [mm]	Box	Blister Pack	Pack Quantity
DWF4020005	5.5 x 25		HEX 5/16	1.2-3.5	•		1000

COUNTERSUNK HEAD, WING-DRILLS - ZINC PLATED

NEW



Cat No.	Thread Size [mm]	Length [mm]	Head Type	Profile Size [mm]	Box	Blister Pack	Pack Quantity
DWF4020006	4.2 x 38		PH2	1.2-3.5	•		200
DWF4020009	5.5 x 80		PH3	1.2-3.5	•		500

DCF620D2K	133	DDF1350000	128	DDF3440200	127
DCF620P2K	133	DDF1350050	128	DDF3440250	127
DCF622N	133	DDF1350100	128	DDF3440300	127
DCF622P2	133	DDF2120400	128	DDF3440350	127
DCN890N	121	DDF2130000	127	DDF4020100	130
DCN890P2	121	DDF3000050	129	DDF5110500-GB	122
DCN8901	121	DDF3000100	129	DDF5120550-GB	122
DCN8902	121	DDF3000150	129	DDF5140500	122
DCN8903	121	DDF3000200	129	DDF5150500	122
DCN8904	121	DDF3000250	129	DDF5150550	122
DCN8905	121	DDF3000300	129	DDF5260000	124
DCN8901015	121	DDF3000350	129	DDF5610500	122
DCN8901020	121	DDF3000400	129	DDF5610510-GB	122
DCN8901025	121	DDF3000450	129	DDF5610520	122
DCN8901030	121	DDF3000500	129	DDF6110049	123
DCN8901035	121	DDF3000550	129	DDF6110055	123
DCN8901040	121	DDF3010000	129	DDF6110060	123
DCN8901045	121	DDF3060000	129	DDF6110065	123
DCN8901050	121	DDF3060050	129	DDF6510015	123
DCN8901055	121	DDF3080000	130	DDF6510017	123
DCN8901057	121	DDF3080050	130	DDF6510020	123
DCN8902015	121	DDF3410050	131	DDF6510022	123
DCN8902020	121	DDF3410100	131	DDF6510025	123
DCN8902025	121	DDF3410150	131	DDF6510027	123
DCN8903013	121	DDF3410200	131	DDF6510030	123
DCN8903017	121	DDF3410250	131	DDF6510032	123
DCN8903022	121	DDF3410300	131	DDF6510035	123
DCN8903027	121	DDF3410350	131	DDF6510038	123
DCN8903032	121	DDF3410400	131	DDF6510040	123
DCN8903038	121	DDF3410450	131	DDF6710016	124
DCN8903043	121	DDF3410500	131	DDF6710020	124
DCN8903048	121	DDF3430000	131	DDF6720050	124
DCN8903053	121	DDF3440000	127	DDF6750000	124
DCN8903057	121	DDF3440050	127	DDF6750036	124
DDF1220100	127	DDF3440100	127	DDF6750050	124
DDF1220200	127	DDF3440150	127	DDF6750100	124

DDF6755000	125	DFC1670300	115	DFM111009P	46
DDF6755003	125	DFC1670350	115	DFM111010P	37
DDF6755004	125	DFC1670400	115	DFM111011P	46
DDF6755005	125	DFC1670450	115	DFM111013P	46
DDF6755218	122	DFC1670500	115	DFM111014P	37
DDF6770000	124	DFC1670550	115	DFM111017P	46
DFC1110050	104	DFC1670600	115	DFM111019P	46
DFC1230000	107	DFC1690000	116	DFM111023P	37
DFC1230050	107	DFC1690050	116	DFM111032P	37
DFC1230100	107	DFC1690150	116	DFM111040P	37
DFC1320000	110	DFC1690250	116	DFM111052P	37
DFC1510000	112	DFC1690300	116	DFM111058P	37
DFC1510050	112	DFC1690350	116	DFM111064P	37
DFC1510100	112	DFC1690400	116	DFM115005P	44
DFC1510150	112	DFC4130000	117	DFM121039P	48
DFC1610000	114	DFC4130050	117	DFM121045P	48
DFC1610050	114	DFC4130100	117	DFM121051P	48
DFC1610100	114	DFC4130150	117	DFM140003P	27
DFC1610150	114	DFC4130300	117	DFM140006P	27
DFC1610350	114	DFC4130350	117	DFM140008P	27
DFC1630050	114	DFC4130450	117	DFM140010P	27
DFC1640200	114	DFC4130600	117	DFM140021P	27
DFC1640250	114	DFC4130700	117	DFM140026P	27
DFC1640350	114	DFC4710000	116	DFM140040P	27
DFC1640450	114	DFC4710050	116	DFM140044P	27
DFC1640500	114	DFC4710100	116	DFM140047P	27
DFC1650050	115	DFC4710150	116	DFM140051P	27
DFC1660000	115	DFC4710200	116	DFM140064P	27
DFC1660050	115	DFC4710250	116	DFM140065P	27
DFC1660100	115	DFC4730000	116	DFM140071P	27
DFC1670000	115	DFC4730050	116	DFM141007S	27
DFC1670050	115	DFC4730100	116	DFM141011S	27
DFC1670100	115	DFM111000P	37	DFM141024S	27
DFC1670150	115	DFM111003P	46	DFM141032S	27
DFC1670200	115	DFM111004P	37	DFM141036S	27
DFC1670250	115	DFM111006P	37	DFM142001P	30

DFM142004P	30	DFM346105P	93	DFM1110000	37
DFM142014P	31	DFM346110P	93	DFM1110010	37
DFM142017P	32	DFM351025P	69	DFM1110020	37
DFM142022P	32	DFM351030P	69	DFM1110030	46
DFM142025P	32	DFM351035P	69	DFM1110040	37
DFM142038P	32	DFM351040P	69	DFM1110050	37
DFM142044P	32	DFM351045P	69	DFM1110060	37
DFM142047P	32	DFM351050P	69	DFM1110080	37
DFM211010S	52	DFM354000P	85	DFM1110090	46
DFM211015S	52	DFM354001P	85	DFM1110100	37
DFM211020S	52	DFM354002P	85	DFM1110110	46
DFM211055S	52	DFM354003P	85	DFM1110120	37
DFM211060S	52	DFM354004P	85	DFM1110130	46
DFM211065S	52	DFM354039P	87	DFM1110140	37
DFM321000P	65	DFM354040P	87	DFM1110150	46
DFM321005P	65	DFM354041P	87	DFM1110160	37
DFM321006P	65	DFM354042P	87	DFM1110170	46
DFM321007P	65	DFM354043P	87	DFM1110180	37
DFM321010P	65	DFM411000P	74	DFM1110190	46
DFM321015P	65	DFM412000P	74	DFM1110200	37
DFM321018P	65	DFM424000P	95	DFM1110210	46
DFM321105S	65	DFM424015P	95	DFM1110220	37
DFM321106S	65	DFM424050P	95	DFM1110230	37
DFM321110S	65	DFM424055P	95	DFM1110240	46
DFM321115S	65	DFM425000P	95	DFM1110260	37
DFM321118S	65	DFM425005P	95	DFM1110280	37
DFM344000P	70	DFM425050P	95	DFM1110320	37
DFM344005P	70	DFM425055P	95	DFM1110340	37
DFM344015P	70	DFM441040P	79	DFM1110360	37
DFM344020P	70	DFM441050P	79	DFM1110400	37
DFM344025P	70	DFM441051P	79	DFM1110440	37
DFM344030P	70	DFM441052P	83	DFM1110460	37
DFM345010P	60	DFM441060P	79	DFM1110480	37
DFM345020P	60	DFM454005P	77	DFM1110520	37
DFM345030P	60	DFM454010P	77	DFM1110540	37
DFM346100P	93	DFM457000P	75	DFM1110560	37

DFM1110580	37	DFM1140480	41	DFM1210480	48
DFM1110600	37	DFM1140500	41	DFM1210510	48
DFM1110620	37	DFM1140530	41	DFM1210540	48
DFM1110640	37	DFM1140550	41	DFM1210570	48
DFM1110660	37	DFM1140600	41	DFM1210600	49
DFM1110680	37	DFM1140700	41	DFM1220150	34
DFM1110700	37	DFM1140750	41	DFM1220200	34
DFM1110720	37	DFM1140800	41	DFM1220400	34
DFM1110740	37	DFM1140850	41	DFM1220650	34
DFM1110760	37	DFM1140870	41	DFM1220700	34
DFM1110780	37	DFM1140900	41	DFM1410000	27
DFM1110800	37	DFM1140930	41	DFM1410030	27
DFM1110810	37	DFM1140950	41	DFM1410050	27
DFM1110830	37	DFM1150050	44	DFM1410070	27
DFM1110870	37	DFM1150080	44	DFM1410090	27
DFM1110880	37	DFM1150120	44	DFM1410130	27
DFM1110900	37	DFM1150160	44	DFM1410180	27
DFM1110920	37	DFM1150230	44	DFM1410210	27
DFM1110940	37	DFM1150250	44	DFM1410240	27
DFM1110960	37	DFM1150280	44	DFM1410280	27
DFM1110980	37	DFM1150320	44	DFM1410320	27
DFM1140000	41	DFM1150360	44	DFM1410360	27
DFM1140020	41	DFM1150440	44	DFM1410430	27
DFM1140050	41	DFM1150580	44	DFM1410450	27
DFM1140190	41	DFM1150620	44	DFM1410480	27
DFM1140200	41	DFM1150640	44	DFM1410510	27
DFM1140220	41	DFM1150660	44	DFM1410540	27
DFM1140250	41	DFM1150680	44	DFM1410580	27
DFM1140270	41	DFM1150730	44	DFM1410650	27
DFM1140300	41	DFM1150780	44	DFM1410680	27
DFM1140310	41	DFM1150810	44	DFM1410710	27
DFM1140350	41	DFM1150830	44	DFM1410770	27
DFM1140360	41	DFM1150850	44	DFM1410800	27
DFM1140400	41	DFM1150860	44	DFM1410830	27
DFM1140430	41	DFM1210390	48	DFM1410860	27
DFM1140450	41	DFM1210450	48	DFM1410890	27

DFM1420000	30	DFM2120200	53	DFM3310000	58
DFM1420030	30	DFM2120250	53	DFM3310050	58
DFM1420060	30	DFM2200000	101	DFM3441000	70
DFM1420070	28	DFM2200100	101	DFM3441050	70
DFM1420072	28	DFM2220050	98	DFM3441150	70
DFM1420074	28	DFM2220100	98	DFM3441200	70
DFM1420076	28	DFM2230100	100	DFM3441250	70
DFM1420090	31	DFM2230150	100	DFM3441300	70
DFM1420330	32	DFM2250050	99	DFM3450100	60
DFM1420420	32	DFM2250100	99	DFM3450200	60
DFM1420480	32	DFM2310000	50	DFM3450300	60
DFM1420510	32	DFM2310050	50	DFM3461000	93
DFM1420570	32	DFM2310100	50	DFM3461050	93
DFM1420600	32	DFM3110000	57	DFM3461100	93
DFM2100010	53	DFM3110240	56	DFM3510000	67
DFM2100060	53	DFM3110280	56	DFM3510050	67
DFM2100110	53	DFM3130000	63	DFM3510100	67
DFM2100160	53	DFM3130050	63	DFM3510150	67
DFM2100210	53	DFM3130100	63	DFM3510250	69
DFM2100260	53	DFM3130150	63	DFM3510300	69
DFM2110000	52	DFM3130200	63	DFM3510350	69
DFM2110100	52	DFM3130250	63	DFM3510400	69
DFM2110150	52	DFM3130300	63	DFM3510450	69
DFM2110200	52	DFM3130350	63	DFM3510500	69
DFM2110250	52	DFM3130400	63	DFM3520350	68
DFM2110300	52	DFM3130450	63	DFM3520400	68
DFM2110500	52	DFM3130500	62	DFM3520450	68
DFM2110550	52	DFM3150000	92	DFM3520500	68
DFM2110600	52	DFM3150050	92	DFM3520550	68
DFM2110650	52	DFM3150100	92	DFM3520650	68
DFM2110700	52	DFM3150150	92	DFM3540000	85
DFM2110750	52	DFM3210200	65	DFM3540010	85
DFM2120000	53	DFM3211000	65	DFM3540020	85
DFM2120050	53	DFM3211050	65	DFM3540030	85
DFM2120100	53	DFM3211100	65	DFM3540040	85
DFM2120150	53	DFM3211150	65	DFM3540050	85

DFM3540060	85	DFM4260025	95	DWF4020006	137
DFM3540070	85	DFM4260070	95	DWF4020009	137
DFM3540390	87	DFM4401000	79	DWF4020012	136
DFM3540400	87	DFM4410400	79	DWF4020013	136
DFM3540410	87	DFM4410500	79	DWF4020016	136
DFM3540420	87	DFM4410510	79	DWF4100350	134
DFM3540430	87	DFM4410520	83	DWF4100450	134
DFM3540440	87	DFM4410600	79	DWF4100550	134
DFM3540450	87	DFM4460050	97	DWT140010P	90
DFM3540460	87	DFM4460100	97	DWT140015P	90
DFM3540470	87	DFM4470000	76	DWT140020P	90
DFM3540480	87	DFM4540050	77	DWT141040P	90
DFM3540840	86	DFM4540100	77	DWT141045P	90
DFM3540850	86	DFM4570000	75	DWT1400100	90
DFM3540860	86	DT7205	133	DWT1400150	90
DFM3540870	86	DT7207	133	DWT1400200	90
DFM3540880	86	DT7520	133	DWT1400250	90
DFM3540890	86	DWF4000250	134	DWT1400300	90
DFM3540900	86	DWF4000350	134	DWT1410100	90
DFM3540910	86	DWF4000450	134	DWT1410150	90
DFM3540920	88	DWF4000550	134	DWT1410200	90
DFM3540930	88	DWF4010004	135	DWT1410250	90
DFM3540940	88	DWF4010005	135	DWT1410300	90
DFM3540950	88	DWF4010006	135	DWT1410400	90
DFM3540960	88	DWF4010011	135	DWT1410450	90
DFM3540970	88	DWF4010012	135	DWT1410650	90
DFM3540980	88	DWF4010013	135	DWT1410700	90
DFM3540990	88	DWF4020000	136	DWT1410850	90
DFM4110000	74	DWF4020001	136		
DFM4120000	74	DWF4020002	136		
DFM4230025	95	DWF4020003	137		
DFM4230070	95	DWF4020005	137		

DISCLAIMER FOR RECOMMENDATIONS, INFORMATION AND USE OF DATA.

The recommendations, information and data contained in this catalogue are put together with great care based on the principles, equations and safety factors set out in the DeWALT® Technical Manual or given in the relevant European Technical Assessment (ETA) available at www.DeWALT.com. DeWALT® cannot however be responsible for printing errors or omissions and the information and data is subject to change. The data is valid as of as of July 1st 2017. DeWALT® reserves the right to change the designs, materials and specifications of the products without notice.

It is the responsibility of the specifying professional or installer to ensure that a suitable product is specified, selected and used in the intended application. This includes that the selected product and its use is compliant with applicable building codes, regulations and other legal requirements

and will satisfy durability and performance criteria and margins of safety which they determine are applicable. The products must be used, handled and installed strictly in accordance with all current instructions published by DeWALT® or in the European Technical Assessments.

The performance data given in this catalogue are the result of the evaluation of tests conducted under laboratory conditions. It is the responsibility of the specifier and installer to consider conditions in the field to ensure the performance data is applicable to the actual conditions. In particular the base material and environmental conditions have to be checked prior to installation. Load values indicated assume single anchor use without the influence of surface edges, spacing or material thickness.

In case of doubt please contact DeWALT® technical support via www.DeWALT.com or www.DeWALTDISEIGNASSIST.com

www.DeWALT.com

UK
210 Bath Road,
Slough,
Berkshire
SL1 3YD
Tel: 01753 567055

ANCHORS TECHNICAL HELPLINE:
0800 917 0906